



CCM

2026
TEAM





WEBSITE

CCMHOCKEY.COM

TO START YOUR B2B ONLINE SHOPPING, GO TO

WWW.GO2CCMHOCKEY.COM AND CLICK ON "REQUEST LOGIN".

FIND US ON SOCIAL MEDIA



CCMHOCKEY



@CCMHOCKEY



CCMHOCKEY



@CCM.HOCKEY



CCMHOCKEY

HEAD OFFICE LOCATIONS

CCM HOCKEY

8275 TRANS-CANADA HIGHWAY,
BUREAU B110
MONTRÉAL, QUÉBEC
H4S 0B6, CANADA
TEL.: (800) 636-5895
FAX: (800) 636-5751

CCM HOCKEY AB

GÅRDSVÄGEN 13
SE 16970 SOLNA
SWEDEN
TEL.: + 46 (0) 8 522 352 00
FAX: + 46 (0) 8 522 352 10

© 2025 SPORT MASKA INC. ALL RIGHTS RESERVED. MAY NOT BE REPRODUCED WITHOUT THE PRIOR WRITTEN CONSENT OF SPORTS MASKA INC.

CCM, TACKS, TACKABERRY, RIBCOR, TRIGGER, JETSPEED, FTW, AXIS, EFLEX, STEP, STEPSTEEL, VSTEEL, BLACKSTEEL, JACKSON, SOFTEC, JOFA, KOHO, REVOLUTION, TITAN, CANADIEN, HEATON AND RELATED LOGOS ARE CERTAIN TRADEMARKS OF SPORT MASKA INC.

NHL AND THE NHL SHIELD ARE TRADEMARKS OF THE NATIONAL HOCKEY LEAGUE. ALL NHL LOGOS AND MARKS AND TEAM LOGOS AND MARKS DEPICTED HEREIN ARE THE PROPERTY OF THE NHL AND THE RESPECTIVE TEAMS AND MAY NOT BE REPRODUCED WITHOUT THE PRIOR WRITTEN CONSENT OF NHL ENTERPRISES.

† : THIS CATALOG MAY REFER TO THE FOLLOWING TRADEMARKS WHICH ARE OWNED BY THE COMPANIES WHOSE NAMES APPEAR AFTER THE TRADEMARK: AHL - - AMERICAN HOCKEY LEAGUE; CHL - - CANADIAN HOCKEY LEAGUE; ECHL - - ECHL INC.; D3O - - DESIGN BLUE LTD; SIGMATEX - - SIGMATEX (UK) LIMITED; POLYGIENE - - POLYGIENE AB; FLUID INSIDE - - MIPS AB; ORTHOLITE - - ORTHOLITE; HELICOID - - HELICOID INDUSTRIES INC.; ORTHOMOVE - - ADOMUS GMBH.

WARNING : HOCKEY IS A DANGEROUS COLLISION SPORT. WE RECOMMEND THAT PROTECTIVE EQUIPMENT AND A CERTIFIED HELMET BE WORN AT ALL TIMES.

SPORT MASKA INC. RESERVES THE RIGHT TO CHANGE ALL PRODUCT SPECIFICATIONS AND/OR CUSTOM PROGRAMS. WHILE THE INFORMATION SHOWN IN THIS PUBLICATION WAS CORRECT AT THE TIME OF PRINTING, WE RESERVE THE RIGHT TO DISCONTINUE THE SALE OF PRODUCT OR CHANGE SPECIFICATIONS OR DESIGNS WITHOUT NOTICE OR OBLIGATION.



TABLE OF CONTENTS

SKATES 2 - 5

STICKS 6 - 9

WOMEN'S GEAR 10 - 13

CUSTOM

CUSTOM GLOVES 14 - 15

CUSTOM PANTS 16 - 17

CUSTOM BAGS 18

HELMETS 20

CAGES & VISORS 22 - 23

GLOVES 26 - 27

PANTS 28 - 30

APPAREL 32 - 51

BASELAYERS 52 - 59

GAMEWEAR 60 - 65

BAGS 67 - 71

ACCESSORIES 72 - 76

SIZING CHARTS

PROTECTIVE SIZING CHART 24 - 25

WOMEN'S SIZING CHART 12

APPAREL SIZING CHART 31



CUSTOMIZE YOUR ONE-PIECE BOOT



THE ULTIMATE FIT

FOOT MOLD CREATION



WITH THE HELP OF THE CCM 3D FIT SCANNER, WE RECREATE A MOLD OF YOUR EXACT FOOT SHAPE TO ACHIEVE THE BEST-POSSIBLE FIT FOR YOUR GAME.



CHOOSE YOUR CUSTOM OPTIONS

STEP 1

GET FIT USING THE CCM 3D FIT SCANNER.



STEP 2

SELECT YOUR CUSTOM ONE-PIECE BOOT

STEP 3

SELECT YOUR STEEL.




STEP 4

SELECT YOUR TONGUE

STEP 5

SELECT YOUR LACES.



STEP 6

CUSTOMIZE COLOURS AND ADD YOUR NUMBER.

STEP[®]

DESIGNED FOR

CCM



STEP BLADES

STEP BLADES ARE MADE WITH PREMIUM GRADE STEEL, HELPING PLAYERS BENEFIT FROM A PHENOMENAL GLIDE AND AN OUTSTANDING EDGE QUALITY. STEP BLADES ARE THE MOST TRUSTED IN HOCKEY.

THE COMBINATION OF THE CCM ONE-PIECE BOOT, CCM XS HOLDER AND STEP BLADES CREATE THE ULTIMATE CONNECTION BETWEEN YOU AND THE ICE.



RXSSTEPB STEP BLACKSTEEL - XS HOLDER
+4MM POLISHED & CARBON-COATING / PAIR



RSBSTEPB STEP BLACKSTEEL - SB HOLDER
+4MM POLISHED & CARBON-COATING / PAIR



RXSSTEPV STEP V-STEEL - XS HOLDER
+4MM POLISHED / PAIR



RXSSTEP STEP STEEL - XS HOLDER
+4MM HEIGHT / PAIR



RSBSTEP STEP STEEL - SB HOLDER
+4MM HEIGHT / PAIR

BLADE LENGTH

XS HOLDER

SKATE SIZE	1	1.5	2	2.5	3	3.5	4	4.5	5	5.5	6	6.5	7	7.5	8	8.5	9	9.5	10	10.5	11	11.5	12	12.5	13
STEP BLACKSTEEL	215		221		230		238		247		255		263		271		280		287		295		304		-
STEP V-STEEL	215		221		230		238		247		255		263		271		280		287		295		304		-
STEP STEEL	215		221		230		238		247		255		263		271		280		287		295		304		312

SB HOLDER

SKATE SIZE	1	1.5	2	2.5	3	3.5	4	4.5	5	5.5	6	6.5	7	7.5	8	8.5	9	9.5	10	10.5	11	11.5	12	12.5	13
STEP BLACKSTEEL	215		221		230		238		247		255		263		271		280		287		295		304		-
STEP STEEL	215		221		230		238		247		255		263		271		280		287		295		304		-





NEW
SK2026P
2026 ELITE
SKATES

HEAT MOLDABLE

SIZES	SR - FULL/HALF	INT - FULL/HALF
	7 - 12.5 REGULAR	4 - 6.5 REGULAR
	7 - 10.5 TAPERED	4 - 6.5 TAPERED
	7 - 10.5 WIDE	4 - 6.5 WIDE

BOOT MATERIAL
CORE TECHNOLOGY
 Experience the future of skating through the new CORE BOOT. Close to foot feel, One-Piece boot power transfers, Reactive lightweight materials and an Ergonomic shape come together to deliver the ultimate performance.

LINER
TOTALDRI PRO
 High-performance moisture-wicking material keeps feet dry and skates light, while antimicrobial treatment fights odor and bacteria.

ANKLE PADDING & COMFORT
DIRECT-ICE ANKLE PADS
 Engineered for the elite skater, DIRECT-ICE ankle pads feature a new, super-responsive and slim design that revolutionizes your performance. Feel every subtle movement and react instantly, as DIRECT-ICE ankle pads ensure every powerful stride translates directly into unmatched acceleration and agility.

TONGUE
ADPT ELITE TONGUE
 Introducing the ADPT ELITE tongue, a revolutionary lightweight design engineered for ultimate performance. Maximize energy transfers on every stride through an optimal forward flexion, with proven, pro-favored CCM lacebite technology.

FOOTBED
CCM PRO PULSE INSOLE
 Engineered to enhance your on-ice performance, the new CCM PRO PULSE ultralight insoles deliver explosive power, unmatched stability, and custom comfort.

HOLDER
SPEEDBLADE XS, ENHANCED DIAL & OVERSIZED HOLDERS
 Quick-release holder and blade lock system featuring improved dial, for easier grip and quicker runner changes on the fly. Pro inspired oversized holders generate a smoother, effortless glide to each stride.

RUNNER
STEP BLACKSTEEL
 Highest quality standards steel with Diamond-Like Carbon (DLC) coating for superior glide and edge life. +4mm height over standard runners for more longevity.

SKFT8P
JETSPEED FT8 PRO
SKATES

HEAT MOLDABLE

SIZES	SR - FULL/HALF	INT - FULL/HALF
	7 - 12.5 REGULAR	4 - 6.5 REGULAR
	7 - 12.5 TAPERED	4 - 6.5 TAPERED
	7 - 12.5 WIDE	4 - 6.5 WIDE

QUARTER PACKAGE
ONE-PIECE BOOT SPEED WITH GAME READY FIT
 Achieve ultimate speed and agility with CCM's One-Piece boot construction. With an increased pitch angle for a more aggressive stance, get the quick shifting ability that will leave the opponents bewildered.

BOOT MATERIAL
FORS™ COMPOSITE - JETSPEED STIFFNESS PROFILE
 Exclusive to CCM Hockey, FORS™ composite premium materials are weaved together with a high-end core. The rigidity improves the weight-to-stiffness ratio for agility and long-lasting performance.

STIFFNESS
205

LINER
TOTALDRI PRO WITH POLYGIENE
 High-performance moisture-wicking material keeps feet dry and skates light, while Polygiene antimicrobial treatment fights odor and bacteria.

ANKLE PADDING & COMFORT
ADPT MEMORY FOAM AND SEAMLESS COMFORT
 Multi-layered configuration with denser ADPT Memory Foam ankle pads creates a comfortable and snug skate interior. Secured and natural foot position to avoid long term fatigue.

TONGUE
ADPT COMFORT TONGUE WITH RIBBED CENTER CHANNEL
 Molded core, ADPT Memory foam and new ribbed central channel wrap your foot for ultimate feel and comfort. FlexMotion lace-bite design maximizes forward flexion.

MIDSOLE
LIGHTWEIGHT COMPOSITE MIDSOLE
 For superior energy transfer from boot to blade.

FOOTBED
MOLDED FOOTBED WITH ADPT MEMORY FOAM
 Ultra-lightweight comfort while providing maximum feedback to the player. Molded fit for optimal foot positioning - with heel grip to keep it there.

HOLDER
SPEEDBLADE XS WITH ENHANCED DIAL
 Quick-release holder and blade lock system featuring improved dial, for easier grip and quicker runner changes on the fly.

RUNNER
STEP BLACKSTEEL
 Highest quality standards steel with Diamond-Like Carbon (DLC) coating for superior glide and edge life. +4mm height over standard runners for more longevity.



PRO SKATES

SKFTW25 JETSPEED FTW SKATES

HEAT MOLDABLE

SIZES **SR - FULL/HALF**
3 - 7.5 REGULAR

QUARTER PACKAGE	2D METAFRAME FTW QUARTER PACKAGE Fit specially crafted for women's feet with optimal flex and support necessary for maximum performance.
STIFFNESS	190
LINER	TOTALDRI PRO WITH POLYGIENE High-performance moisture-wicking material keeps feet dry and skates light, while Polygiene antimicrobial treatment fights odor and bacteria.
ANKLE PADDING & COMFORT	ADPT MEMORY FOAM AND SEAMLESS COMFORT Multi-layered configuration with denser ADPT Memory Foam ankle pads creates a comfortable and snug skate interior. Secured and natural foot position to avoid long term fatigue.
TONGUE	ADPT COMFORT TONGUE WITH RIBBED CENTER CHANNEL Molded core, ADPT Memory foam and new ribbed central channel wrap your foot for ultimate feel and comfort. FlexMotion lace-bite design maximizes forward flexion.
FOOTBED	FTW EXCLUSIVE MOLDED FOOTBED WITH ADPT MEMORY FOAM Footbed designed specifically for female foot positioning. Higher arch support and optimized location.
HOLDER	SPEEDBLADE XS CCM quick-release holder with metal pin bladelock system.
RUNNER	STEP STEEL Highest quality standards steel with precise profile and thickness for better edge control. +4mm height over standard runners for more longevity.

HSFTPL6 JETSPEED FT+ TEAM STICK

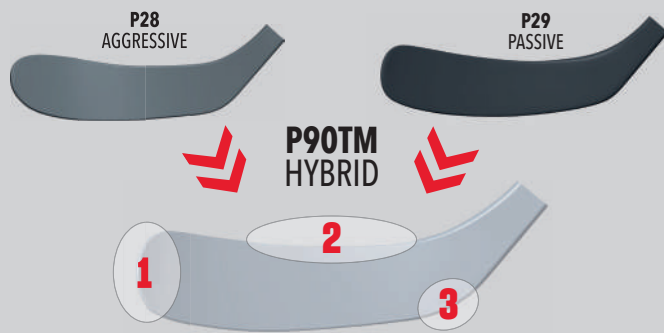
**** TEAM ORDERS ONLY, NOT FOR RETAIL.
CONSULT YOUR CCM REPRESENTATIVE****

HYBRID KICKPOINT	OFFERING
PURE CARBON TECHNOLOGY	SR - 95 / 62"
SKELETON+ TECHNOLOGY	SR - 85 / 62"
FT MICROFEEL GRIP	SR - 75 / 60"
JF-90 BLADE WITH PEEL-PLY	SR - 70 / 60"
ROUND "R" GEOMETRY	INT - 65 / 57"
	INT - 55 / 57"

430G
95BP

CURVE FLEX	P6		P28		P29		P88		P90TM	
	LEFT	RIGHT	LEFT	RIGHT	LEFT	RIGHT	LEFT	RIGHT	LEFT	RIGHT
55			•	•	•	•	•	•		
65			•	•	•	•	•	•		
70			•	•	•	•	•	•	•	•
75			•	•	•	•	•	•	•	•
85	•	•	•	•	•	•	•	•	•	•
95	•	•	•	•	•	•	•	•	•	•


STICK CURVES



1 - MODIFIED TOE 2 - INCREASED HEIGHT 3 - OPTIMAL LIE

P90TM CURVE EVALUATION

POPULAR WITH OUR PRO PLAYERS, THE NEW P90TM BLENDS THE P28 AND THE P29 CURVES AND A SUBTLE TOE CURVE. COMBINED WITH A MAX HEIGHT AND A LOWER LIE, THIS IS IDEAL FOR THE PLAYER LOOKING FOR AN EDGE ON FACE-OFFS OR TO HELP TIPPING PUCKS IN THE AIR.



CONSTRUCTIONS

KICKPOINT	MODEL	ST NUMBER	MATERIAL	WEIGHT @ 60"	BP @ 60"	SHAFT SHAPES	BLADE STIFFNESS	SHAFT COATINGS
HYBRID KICKPOINT	FT7	ST2231	SIGMATEX	400G	95CM	R I	STIFF	CLEAR GRIP
LOW KICKPOINT	TRIGGER 7	ST2232	SIGMATEX	410G	95CM	E/R EI	REG	
MID KICKPOINT	AS-V	ST2233	SIGMATEX	410G	95CM	T I	SOFT	

OFFERING

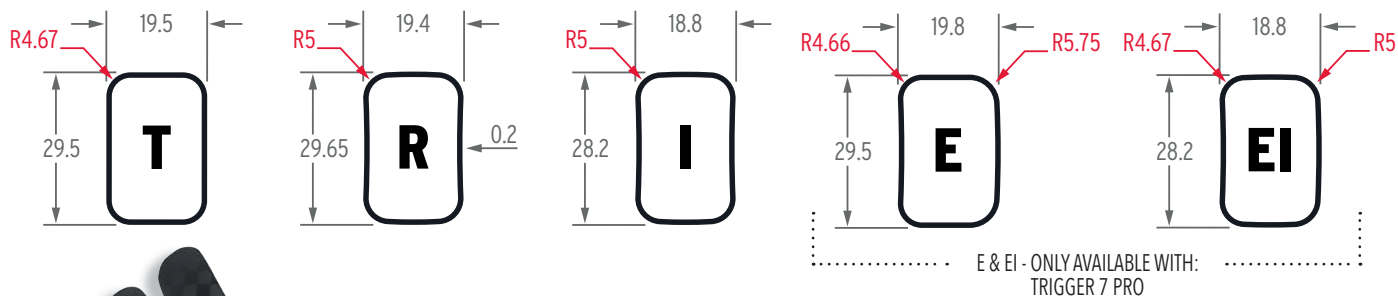
PATTERNS

MAIN TOOLS	P5 P6 P14 P19 P28 P28M P29 P29M/P90M P40 P46 P71 P88 P90 P90T P90TM
ADDITIONAL TOOLS	P28 ^{+1/4} P28 ^{-1LIE} P28 ^{-1LIE + 1/4} P90 ^{+1/4} P90 ^{-1LIE} P90 ^{-1LIE + 1/4}

OFFERING

	FLEXES	LENGTHS
SR	65 70 75 80 85 90 95 100	63" 65 ^{SR} 70 ^{SR} 75 80 85 90 95 100
INT	55 60 65 70	60" 55 60 65 ^{INT} 65 ^{SR} 70 ^{INT} 70 ^{SR} 75 80 85 90 95 100

GEOMETRY SHAPES



TACKS



SHAFT CONSTRUCTIONS

KICKPOINT	MODEL	ST NUMBER	MATERIAL	WEIGHT @ 60"	BP @ 60"	SHAFT SHAPES	SHAFT TEXTURES	SHAFT COATINGS
HYBRID KICKPOINT	JETSPEED ELITE	ST2137	SIGMA ST ^P	365G	95 CM	R I	PLAIN	CLEAR GRIP
LOW KICKPOINT	RIBCOR ELITE	ST2320	SIGMA ST ^{2X}	360G	94 CM	EC ECI	TACKS FULL 4 CORNERS	
MID KICKPOINT	TACKS ELITE	ST2036	SIGMATEX	380G	94 CM	T I	JETSPEED 2 CORNERS	


BLADE CONSTRUCTIONS

STIFFNESS	ST NUMBER	MATERIAL	FINISH
STIFF	ST2137	SIGMA ST ^P	PEEL-PLY
REG	ST2320	SIGMA ST ^P	
X-SOFT	ST2225	SIGMA ST ^P	
X-SOFT - STIFF	ST2314	SIGMA ST ^{2X}	

OFFERING

AGE / LENGHTS	FLEX
SR (60" / 63")	65 70 75 80 85 90 95 100
INT (57" / 60")	55 60 65 70

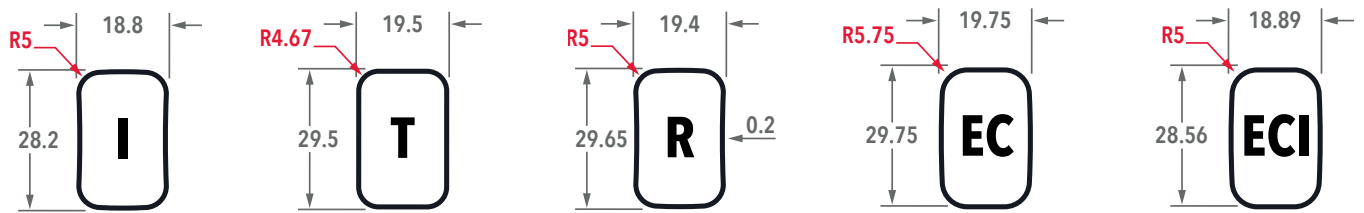
SHAFT TEXTURES



OFFERING

P5	P6	P14	P19	P28 P28 - 1 LIE P28 - 1 LIE+1/4 P28 + 1/4 P28M	P29 P29+1/4 P29M	P40	P46	P71	P86	P88	P90 P90 - 1 LIE P90 - 1 LIE+1/4 P90M P90T P90TM
----	----	-----	-----	--	------------------------	-----	-----	-----	-----	-----	--

GEOMETRY SHAPES




RIBCOR TRIGGER 10 PRO



JETSPEED FT8 PRO



TACKS XF PRO



JETSPEED FTW



FTW

FIT DEVELOPED FOR THE SHAPE OF THE FEMALE HEAD.



MADE FOR HER

INTRODUCING THE NEW CCM FTW HELMET, COMPLETING THE FULL HEAD-TO-TOE FTW PLAYER EQUIPMENT OFFERING. DESIGNED SPECIFICALLY FOR WOMEN, TO PROVIDE IMPROVED FIT, COMFORT AND PROTECTION, WHILE ALSO ENHANCING THEIR COOL FACTOR ON THE ICE.

TECH 001

FTW SPECIFIC FIT & SIZING

THE FIRST OF ITS KIND - A HOCKEY HELMET WITH AN INTERIOR FIT DEVELOPED FOR THE FEMALE HEAD. AFTER THOROUGH SCIENTIFIC RESEARCH SHOWING DIFFERENCES BETWEEN THE HEAD SHAPES OF MEN AND WOMEN AFTER AGE 12, CCM DESIGNED A NEW FIT AND SIZE RANGE TO BETTER FIT WOMEN SO THEY CAN PLAY IN COMFORT AND SAFETY LIKE NEVER BEFORE.




OCCIPITAL+

TECH 002

NEW R3FLEX PROTECTION



BUILT WITH THE SAME COMPONENTS AS THE LATEST CCM TACKS 920 ELITE HELMET, THE FTW HELMET ALSO FEATURES OUR NEW INNOVATIVE, 3-IN-1 FOAM TO WRAP THE HEAD IN ALL AROUND COMFORT, WHILE PROVIDING RELIABLE DYNAMIC PROTECTION THAT RESPONDS TO ALL TYPES OF IMPACTS IN THE GAME. THIS CONFORMING LINER COMBINES INSTANT AND LASTING COMFORT WITH TRUSTWORTHY IMPACT MANAGEMENT.



TECH 003

FULL AER-TEC THERMOREGULATION SYSTEM

THE CCM FTW HELMET FEATURES CCM'S FULLY INTEGRATED AER-TEC THERMOREGULATION SYSTEM TO GUIDE FRESH AIR THROUGHOUT THE HELMET AND PUSH HEAT OUT THROUGH THE TOP AND REAR VENTS.

3D PRINTED NEST TECH LATTICE SECTIONS ARE STRATEGICALLY POSITIONED BEHIND THE ENLARGED SHELL OPENINGS TO ALLOW MORE COOL AIR IN, WHILE BUILT-IN AER-TEC VENTILATION CHANNELS HELP THAT FRESHNESS FLOW THROUGH THE HELMET AS YOU PLAY. ANY EXCESS SWEAT AT THE FOREHEAD IS WICKED AWAY BY THE AER-TEC TOTALDRI SWEATBAND.

BY OPTIMIZING AIR CIRCULATION AND SWEAT EVAPORATION TO REGULATE BODY TEMPERATURE, SCIENCE SHOWS* YOU WILL STAY COOLER AND BE ABLE TO MAKE FASTER GAME-CHANGING DECISIONS.



TECH 004

NEW SHELL DESIGN

ADPTFIT 360

OUR NEWEST SHELL OFFERS A SLEEK CLOSE-TO-THE-HEAD SHAPE WITH ENHANCED VENTING AND A NEW ADPTFIT 360 EASY-TO-USE 1-STEP ADJUSTMENT SYSTEM AT THE BACK TO ENSURE A SNUG FIT.



HTFTW / HTFTWC CCM FTW HELMET

SIZES	HAT SIZES		HELMET \$
	XS/S	49 - 56 CM	
M/L	53.5 - 60 CM	6 3/4 - 7 1/2	

PROTECTION	R3FLEX PROTECTION + NEST TECH FOR ELITE LEVEL PLAYERS	3-in-1 full coverage multipurpose comfort liner with dynamic response to help manage all types of impacts: 1) High energy impact shock absorption 2) Low energy impact cushioning 3) Adapts & conforms to the shape of the head
COMFORT	FTW FIT + AER-TEC VENTILATION + TOTALDRI	Interior developed specifically for the shape of the female head, featuring thermoregulation with strategically placed 3D printed NEST TECH lattice sections whose built-in ventilation channels guide fresh air throughout, along with R3FLEX Protection cushioned liner, plus a breathable AER-TEC sweatband* to wick moisture away and help manage sweat at the forehead. *personalizable & removable for easy washing
ADJUSTMENT	ADPTFIT 360 TOOL-FREE ADJUSTMENT SYSTEM + OCCIPITAL+	Wraps head length and width in one easy step at the back, with extended size range while the integrated hair groove in the occipital+ cushion help lock helmet in place comfortably.
SHELL	STREAMLINED NEW SHELL WITH ENHANCED VENTING TO BRING COOL AIR IN & HELP GUIDE HEAT OUT	A pro-approved look to elevate your game and pass every mirror test, while keeping you looking & feeling fresh.

COLORS	BLK	WHT	NVY	RYL	RED
	●	●	●	●	●
	Available as combo			BOOKING ONLY	

*Offered as a combo with FM580 (S-M) in Black

* REPLACEMENT SWEATBANDS also sold separately (ACCHTSWB - pkg of 2)

• PERSONALIZATION LOGO STICKERS (ACCHTSTA in various colors).



10

CCM

CCM'S INDUSTRY-LEADING TEAM OF ENGINEERS, PRODUCT MANAGERS AND DESIGNERS ARE FOCUSED ON DEVELOPING HELMETS THAT ARE SAFE. SCIENTISTS INDICATE THAT BRAIN INJURIES AND CONCUSSIONS ARE MAINLY DUE TO LINEAR AND ROTATIONAL ACCELERATIONS OF THE BRAIN BUT SCIENCE HAS YET TO REACH A CONSENSUS ON THE QUESTION. NO HOCKEY HELMET CAN PREVENT OR ELIMINATE THE RISK OF HEAD INJURY, INCLUDING CONCUSSIONS

IN COLLABORATION WITH THE UNIVERSITY OF OTTAWA, CCM DEVELOPED A TESTING PROTOCOL TO MEASURE HOCKEY PLAYERS' PERFORMANCE DROP DUE TO OVERHEATING DURING PLAY. RESULTS* SHOW PLAYERS WEARING AER-TEC EQUIPMENT NOT ONLY HAVE COOLER SKIN TEMPERATURE, BUT ALSO PERFORM BETTER (SKATE FASTER, MAKE THE RIGHT DECISIONS FASTER). *COMPARED TO PLAYERS WEARING TRADITIONAL HOCKEY EQUIPMENT IN THE SAME CONDITIONS.



HGFTW24
JETSPEED FTW
WOMEN'S GLOVES



SIZES WM SR 12,13,14" - TAPERED \$

CONSTRUCTION LIGHTWEIGHT & BREATHABLE, TAPERED PRO-LEVEL PROTECTION
Adapted fit for women's hand proportions to be more narrow with longer fingers, to ensure comfort, close-to-the-hand fit and elite-level protection without compromise.

LINER AER-TEC SUSPENSION SYSTEM MESH LINER TREATED WITH POLYGIENE ODORCRUNCH™
Patent-pending design provides max ventilation and mesh lining for cooling and evaporation to help keep hands dry. Absorbs less sweat to stay light and provides instant & long-lasting comfort.

FINGERS PRO-LEVEL HIGH-DENSITY PE FOAM + PE INSERTS + PU FOAM CUSHIONING
Lightweight construction yet high level protection and three-piece index for maximum dexterity.

BACKHAND AER-TEC VENTILATION SYSTEM + PRO-LEVEL PE FOAM + HIGH DENSITY PE FOAM + PE INSERTS
2 ventilated ports on back of hand for optimal airflow along with elite-level protection.

THUMB PRO FLEXTUMB
2-piece thumb delivers better mobility and an incredible grip on your stick with ventilated mesh in back of thumb for added airflow where you really feel it.

PALM SENSALAST PALM + REINFORCEMENT WITH EMBOSSED TEXTURE + TREATED WITH POLYGIENE ODORCRUNCH™
Soft feel seamless palm-to-cuff transition inside & out, combined with a pro-feel palm allowing ultimate stickhandling with high-caliber durability and grip.

CUFF SHORT PRE-ANGLED OPEN CUFF
Enhanced range of wrist movements and protection.

OTHER POLYGIENE ODORCRUNCH™ TREATED SUBLIMATED LINER
Superior quality liner that feels great and helps you stay dry with enhanced antibacterial and odor fighting treatments to help keep your gloves feeling fresh.

COLORS



BKWH NVWH RDWH

HPFTW24
JETSPEED FTW
WOMEN'S PANTS



SIZES WM SR S, M, L, XL \$

CONSTRUCTION DURABLE AND COMFORTABLE PRO-LEVEL PROTECTION, MADE FOR HER
Adapted tapered fit made to stretch to any size & provide comfortable protection where needed while allowing you to move freely. Revolutionary adjustable design with revised proportions allowing women to select their pant by waist size regardless of body type or shape.

ADJUSTMENT EZ FIT STRETCH OPENING + INTERNAL BELT SYSTEM + 1" ZIPPER
Easy on/off ultra stretch extendable opening secured in place with inner belt + stabilized belly pad, topped off with cosmetic hockey lace, +1" length-adjusting zipper all to provide a custom snug fit and unparalleled comfort.

BACK PROTECTION LOW-PROFILE INJECTION-MOLDED HYBRID SPINE SHIELD WITH D30® ZERO + SEGMENTED TAILBONE PAD
Pro-level impact protection in the lower back with a segmented tailbone pad that molds to the body.

LINER DRYFOAM TECHNOLOGY WITH SOFT LAMINATED WATER REPELLENT LINING
Soft laminated sublimated liner absorbs less sweat so you can stay dry and your equipment lightweight.

THIGH GUARD MOLDED PE PLASTIC + INNER LEG ZIPPER
Equipped with a low-profile design and a repositioned inner-leg zipper to reduce friction during cross-overs, this floating thigh guard was made to deliver pro-level protection and easy embellishment access.

HIP / KIDNEY MOLDED PE HIP CAPS + 400D TEXTURED NYLON PADDED BELT
Pro-protection in the hips and kidney area with added durability around the waist.

SHELL REVISED LENGTH + 400D NYLON + EXTENDED STRETCH ZONES + PRO CUT
Made of premium Nylon and stretch materials in critical areas, with a pro cut -1" length in back of the legs, for overall improved durability and comfort.

COLORS



BLACK NAVY RED

HPFTW24 IDEAL FOR 7-11 YEAR OLDS (APPROX)
JETSPEED FTW - JR
WOMEN'S PANTS

SIZES WM JR S, M, L \$

CONSTRUCTION LIGHTWEIGHT AND COMFORTABLE PROTECTION, MADE FOR HER
Designed for their bodies and specific silhouettes, guaranteeing adapted protection and comfort as they play and grow in them. Adapted tapered fit made to stretch to any size & provide comfortable protection where needed while allowing you to move freely.

ADJUSTMENT EZ FIT STRETCH OPENING + EXTERNAL BELT SYSTEM + 1" ZIPPER
Easy on/off stretch extendable opening secured in place with external belt, topped off with cosmetic hockey lace, +1" length-adjusting zipper for the growing player to provide a custom snug fit and unparalleled comfort.

BACK PROTECTION LOW-PROFILE MOLDED EVA SPINE GUARD + SEGMENTED TAILBONE PAD
Reliable impact protection in the lower back with a segmented tailbone pad that molds to the body.

THIGH GUARD MOLDED PE PLASTIC + PE FOAM
Trustworthy protection in a low-profile design.

HIP/KIDNEY MOLDED PE CAP + PE FOAM + PADDED BELT
Good level impact protection in the kidney area.

SHELL 200D NYLON + EXTENDED STRETCH ZONES + PRO CUT
Made of durable Nylon and stretch materials in critical areas, with a pro cut -1" length in back of the legs, for overall improved durability and comfort.

COLORS



BLACK

FTW - SHOULDER PADS		WOMEN - SR				WOMEN - JR		
		S	M	L	XL	S	M	L
GENERAL	AGE	13+	14+	14+	14+	8-10	10-12	12+
	HEIGHT - CM	157-172	163-177	167-186	167-186	127-137	137-149	149-62
	HEIGHT - FT	5'2"-5'8"	5'4"-5'10"	5'6"-6'1"	5'6"-6'1"	4'2"-4'6"	4'6"-4'11"	4'11"-5'4"
SHOULDER PADS		S	M	L	XL	S	M	L
	SHOULDER WIDTH - CM	35-38	38-42	42-48	N/A	26-31	28-33	32-36
	SHOULDER WIDTH - IN	14-15	15-17	17-19	N/A	10-12	11-13	13-14



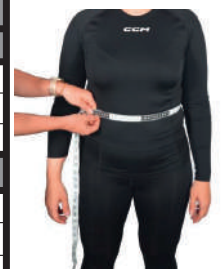
FTW - ELBOW PADS		WOMEN - SR				WOMEN - JR		
		S	M	L	XL	S	M	L
GENERAL	AGE	13+	14+	14+	14+	8-10	10-12	12+
	HEIGHT - CM	157-172	163-177	167-186	167-186	127-137	137-149	149-62
	HEIGHT - FT	5'2"-5'8"	5'4"-5'10"	5'6"-6'1"	5'6"-6'1"	4'2"-4'6"	4'6"-4'11"	4'11"-5'4"
ELBOW PADS		S/M		M/L		S/M		M/L
	FOREARM CIRCUMFERENCE - CM	21-26	N/A	26-30	N/A	15-22	N/A	17.5-25
	FOREARM CIRCUMFERENCE - IN	8.5-10	N/A	10-12	N/A	6-8.5	N/A	7-10



FTW - SHIN GUARDS		WOMEN - SR - TAPERED FIT				WOMEN - JR		
		S	M	L	XL	S	M	L
GENERAL	AGE	13+	14+	14+	14+	8-10	10-12	12+
	HEIGHT - CM	157-172	163-177	167-186	167-186	127-137	137-149	149-62
	HEIGHT - FT	5'2"-5'8"	5'4"-5'10"	5'6"-6'1"	5'6"-6'1"	4'2"-4'6"	4'6"-4'11"	4'11"-5'4"
SHIN GUARDS		12"	13"	14"	15"		10"	11"
	SHIN LENGTH (CM) - TONGUE OUT	33-36	33-40	40-43	43-47	N/A	27-30	30-33
	SHIN LENGTH (IN) - TONGUE OUT	13-14	14-15.5	15.5-17	17-18.5	N/A	10.5-12	12-13
	SHIN LENGTH (CM) - TONGUE IN	31-34	34-38	38-41	41-45	N/A	25-28	28-31
	SHIN LENGTH (IN) - TONGUE IN	12-13.5	13.5-15	15-16	16-17.5	N/A	10-12	11-12



FTW - PANTS		WOMEN - SR				WOMEN - JR		
		S	M	L	XL	S	M	L
GENERAL	AGE	13+	14+	14+	14+	8-10	10-12	12+
	HEIGHT - CM	157-172	163-177	167-186	167-186	127-137	137-149	149-62
	HEIGHT - FT	5'2"-5'8"	5'4"-5'10"	5'6"-6'1"	5'6"-6'1"	4'2"-4'6"	4'6"-4'11"	4'11"-5'4"
PANTS		S	M	L	XL	S	M	L
	WAIST CIRCUMFERENCE - CM	62-74	72-83	80-95	90-105	52-66	56-70	60-74
	WAIST CIRCUMFERENCE - IN	24.5-29	28.5-32.5	31.5-37.5	35.5-41	20.5-26	22-27.5	23.5-29
	US SIZE	00-6	6-14	12-20	16-24	Y6-Y14	Y10-2	Y14-6



FTW - GLOVES		WOMEN - SR - TAPERED FIT			
		S	M	L	XL
GENERAL	AGE	13+	14+	14+	14+
	HEIGHT - CM	157-172	163-177	167-186	167-186
	HEIGHT - FT	5'2"-5'8"	5'4"-5'10"	5'6"-6'1"	5'6"-6'1"
GLOVES		12"	13"	14"	
	HAND LENGTH - CM	14-17	16-18	18-22	N/A
	HAND LENGTH - IN	5.5-6.5	6.5-7	7-8.5	N/A





CUSTOM GLOVES



HG4P3C TACKS 4R PRO³ GLOVES



SIZES	SR	13", 14", 15"
	JR	10", 11", 12"

CONSTRUCTION	PRO-APPROVED POLYESTER + PU LEATHER Maximized durability with a classic 4 roll backhand look in a looser fitting profile.
LINER	POLYGIENE® TREATED LINER Soft, comfortable and treated with anti-microbial Polygiene® to help control odor-causing bacteria.
FINGERS / BACKHAND	DUAL DENSITY FOAM WITH PE INSERTS + D30® ZERO BACKHAND + SOFT COMFORT FOAMS Pro-level protection and shock absorbency around the entire hand with added D30® Zero on the backhand. Our new soft foams make sure your glove is comfortable all game long.
THUMB	PRO FLEXTHUMB - SR ONLY Two-piece thumb delivers better mobility and an incredible grip on your stick.
PALM	SENSALAST PALM WITH SENSALAST REINFORCEMENT Seamless palm-to-cuff transition inside & out for ultimate comfort, combined with a pro-feel palm providing an optimal interaction with your stick.
CUFF	MAX FLEX CUFF Our flexible cuff allows players to properly load their stick and get the most out of their gloves.



- NO COLOR LIMIT
- LIMITED DETAIL
DUE TO AVAILABLE SPACE



SCREENPRINT ONLY
- WHITE ONLY
- 15 CHARACTER MAX

CUSTOMIZABLE GLOVE ZONES



CUFF ROLL LOGO
CCM
EMBROIDERY

CCM LOGO ON CUFF ROLL FILL COLOR	E1
CCM LOGO ON CUFF ROLL OUTLINE COLOR	E2



COMING SOON

HGTKS+C CUSTOM TACKS+ GLOVES



SIZES	SR	13", 14", 15"
	JR	10", 11", 12"

CONSTRUCTION	Max protection ASD (anatomical shield design) with PRO approved polyester for an elite-level protection, based on the new 2026 retail model HGXR
FIT	Roomy yet anatomical fit provides great range of motion and game-ready feel
FINGERS	D30® ZERO knuckle blocs + 3 piece index for optimal dexterity
BACKHAND	Stiff low profile integrated impact protection plate made of injected high grade polyethylene plastic
CUFF	Flexmotion cuff open cuff design allows for unrestricted wrist movements and protection
PALM	Ax-suede 10w-90 palm with aramid reinforcement and Polygiene™ OdorCrunch™
LINER	Polygiene + odorcrunch treated liners
THUMB	Elite flex thumb - from sizes 11" for added mobility and an incredible grip on your stick



- NO COLOR LIMIT
- LIMITED DETAIL
DUE TO AVAILABLE SPACE



EMBROIDERED TEAM LOGO
- WHITE ONLY
- 15 CHARACTER MAX

CUSTOMIZABLE GLOVE ZONES



CUFF ROLL LOGO
CCM
EMBROIDERY

CCM LOGO ON CUFF ROLL FILL COLOR	E1
CCM LOGO ON CUFF ROLL OUTLINE COLOR	E2



STANDARD CCM GLOVE COLORS

BLACK
RED 186C
ROYAL 58 287C
YELLOW 109C
SKY BLUE 292C
CHARCOAL 431C
DARK GREEN 3435C
SUN FLOWER 1235C
BEIGE 468C
ORANGE 166C
PURE GOLD (VGK) 1255C**
BRIGHT GREEN 375C*
ICE BLUE 324C*
WHITE
NAVY 282C
DARK ROYAL 08 281C
ANTIQUE GOLD 4515C
PHOENIX RED 202C
SILVER 429C
KELLY GREEN 356C
PURPLE 267C
BROWN 440C
MAROON 490C
TEAL 315C*
CAPITAL BLUE 647C*
PINK 2405C*

* AVAILABLE ONLY FOR ZONES E1/E2
** NOT AVAILABLE FOR ZONE C

COMING SOON

HGJTSC CUSTOM JETSPEED GLOVES

SIZES	SR	13", 14", 15"
	JR	10", 11", 12"

CONSTRUCTION	Game ready construction for improved fit/feel, inspired by new retail model HGFT880
FIT	Tapered fit
FINGERS	High density foam with 2-piece fingers
BACKHAND	Optimized back of hand blocking to deliver lightweight, top-notch protection
CUFF	Short pre-angled one-piece open cuff for unrestricted wrist movement, flexibility and protection
PALM	Sensalast palm and reinforcement
LINER	Soft laminated liner with comfortable PU foam cushioning for increased comfort
THUMB	Improved PRO flexthumb - from size 11" for increased mobility and a better grip



- NO COLOR LIMIT
- LIMITED DETAIL
DUE TO AVAILABLE SPACE



SCREEN PRINT TEAM LOGO
- WHITE ONLY
- 15 CHARACTER MAX

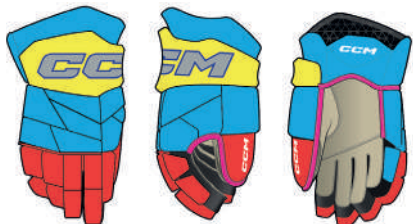
CUSTOMIZABLE GLOVE ZONES



CUFF ROLL LOGO
CCM EMBROIDERY

CCM LOGO ON CUFF ROLL
FILL COLOR E1

CCM LOGO ON CUFF ROLL
OUTLINE COLOR E2



Polygiene®

HGFTW24C CUSTOM JETSPEED FTW GLOVES

SIZES	WM SR	12,13,14" - TAPERED
-------	-------	---------------------

CONSTRUCTION	LIGHTWEIGHT AND TAPERED PRO-LEVEL PROTECTION Adapted fit for women's hand proportions to be more narrow with longer fingers, to ensure comfort, close-to-the-hand fit and elite-level protection without compromise.
LINER	LAMINATED LINER WITH PU FOAM CUSHIONING Soft feel from the start for great comfort and treated with Polygiene Odorcrunch™
FINGERS	PRO-LEVEL HIGH-DENSITY PE FOAM + PE INSERTS + PU FOAM CUSHIONING Lightweight construction yet high level protection and three-piece index for maximum dexterity.
BACKHAND	PRO-LEVEL PE FOAM + HIGH DENSITY PE FOAM + PE INSERTS Elite-level protection.
THUMB	PRO FLEXTHUMB 2-piece thumb delivers better mobility and an incredible grip on your stick with ventilated mesh in back of thumb for added airflow where you really feel it.
PALM	SENSALAST PALM + REINFORCEMENT WITH EMBOSSED TEXTURE + TREATED WITH POLYGIENE ODORCRUNCH™ Soft feel seamless palm-to-cuff transition inside & out, combined with a pro-feel palm allowing ultimate stickhandling with high-caliber durability and grip.
CUFF	SHORT PRE-ANGLED OPEN CUFF Enhanced range of wrist movements and protection.
OTHER	POLYGIENE ODORCRUNCH™ TREATED SUBLIMATED LINER Superior quality liner that feels great and helps you stay dry with enhanced antibacterial and odor fighting treatments to help keep your gloves feeling fresh.



- NO COLOR LIMIT
- LIMITED DETAIL
DUE TO AVAILABLE SPACE



SCREEN PRINT TEAM LOGO
- WHITE ONLY
- 15 CHARACTER MAX

CUSTOMIZABLE GLOVE ZONES



CUFF ROLL LOGO
CCM EMBROIDERY

CCM LOGO ON CUFF ROLL
FILL COLOR E1

CCM LOGO ON CUFF ROLL
OUTLINE COLOR E2



STANDARD CCM GLOVE COLORS

BLACK

RED
186C

ROYAL 58
287C

YELLOW
109C

SKY BLUE
292C

CHARCOAL
431C

DARK GREEN
3435C

SUN FLOWER
1235C

BEIGE
468C

ORANGE
166C

PURE GOLD (VGK)
1255C**

BRIGHT GREEN
375C*

ICE BLUE
324C*

WHITE

NAVY
282C

DARK ROYAL 08
281C

ANTIQUE GOLD
4515C

PHOENIX RED
202C

SILVER
429C

KELLY GREEN
356C

PURPLE
267C

BROWN
440C

MAROON
490C

TEAL
315C*

CAPITAL BLUE
647C*

PINK
2405C*

* AVAILABLE ONLY FOR ZONES E1/E2
** NOT AVAILABLE FOR ZONE C

MINIMUM - 15 PER ORDER
(3 UNIT PER SIZE WITH 1 SIZE ALLOWED UNDER 3 UNITS)

CUSTOM PANTS

COMING SOON

HPTKS+C CUSTOM TACKS+ PANTS



SIZES	SR	S, S-L, M, L, XL, 2XL
	JR	S, M, L

CONSTRUCTION	Redesigned fit inspired by our retail TACKS+ pants with integration of well received previous custom pant features and upgraded belly pad
ADJUSTMENT	New padded belt + updated snap buckle with improved inner belt + 1" zipper
KIDNEY	New seamless kidney design with break for increased mobility + molded pe caps + sublimated comfort liner
HIP	JDP hip caps
BACK PROTECTION	HD foam spine guard + D30® ZERO
THIGH GUARDS	Floating molded pe plastic + PE foam
SHELL	Premium 400D nylon with high abrasion resistant side panel + revisited sturdy inner leg zipper + embroidery-friendly assembly from the retail pant

COMING SOON

HPTKSC CUSTOM TACKS PANTS

SIZES	SR	S, S-L, M, L, XL, 2XL
	JR	S, M, L
	YT	S, M, L

CONSTRUCTION	Redesigned fit inspired by our retail tacks pants with integration of well received previous custom pant features
ADJUSTMENT	New padded belt + updated snap buckle + 1" zipper
KIDNEY	New seamless kidney design + molded PE cap + sublimated comfort liner
HIP	JDP hip caps
BACK PROTECTION	New EVA spine guard + traditional tail pad
THIGH GUARDS	Floating molded pe plastic cap + PE foam
SHELL	Premium 400D nylon with high abrasion resistant side panels + revisited sturdy inner leg zipper + embroidery-friendly assembly from the retail pant



LOGO INFO

- NO COLOR LIMITATION
- LIMITED SIZE BASED ON AVAILABLE SPACE TO EMBROIDER
- YOU MUST SPECIFY THE LOGO WIDTH WHEN PLACING YOUR ORDER ON OUR CUSTOMIZER AND WE WILL ENSURE THE HEIGHT IS PROPORTIONAL



CCM LOGO ON THIGH

COLOR OPTIONS - SAME AS STANDARD CCM BASE AND STRIPE COLOR



STRIPING OPTIONS



ST000 NO STRIPE

ST100 1"

ST200 2"

ST300 3"

ST210 2"+1"

ST310 3"+1"

ST320 3"+2"

ST321 3"+2"+1"

STNYR **

STBOT 3/4" TOP + 1/2" LOWER

** LIMITED COLORS AVAILABLE



WHITE / ROYAL 58

WHITE / RED 05

WHITE / SUNFLOWER 20

WHITE / NAVY 09 (306)

WHITE / BLACK

PRO CUT NOT AVAILABLE ON THE LEGS IN THESE 2 STYLES

PLAYER PANTS/SHELLS - MINIMUM - 15 PER ORDER (3 UNIT PER SIZE WITH 1 SIZE ALLOWED UNDER 3 UNITS)

GOALIE SHELL - MINIMUM - 2 PER ORDER (AS LONG AS PLAYER PANT/SHELL MINIMUM IS MET)

STANDARD CCM PANT COLORS

BLACK
RED 186C
ROYAL 58 287C
YELLOW 109C
SKY BLUE 292C
DARK GREEN 3435C
SUN FLOWER 1235C
BEIGE 468C
ORANGE 166C
PURE GOLD (VGK) 1255C NOT AVAILABLE IN BASE COLOR, STRIPING ONLY
WHITE
NAVY 282C
DARK ROYAL 08 281C
ANTIQUE GOLD 4515C
PHOENIX RED 202C
SILVER 429C
KELLY GREEN 356C
PURPLE 267C
BROWN 440C
MAROON 490C



HPFTW24C CUSTOM JETSPEED FTW PANTS



SIZES SR S, M, L, XL

CONSTRUCTION	DURABLE AND COMFORTABLE PRO-LEVEL PROTECTION, MADE FOR HER Adapted tapered fit made to stretch to any size & provide comfortable protection where needed while allowing you to move freely. Revolutionary adjustable design with revised proportions allowing women to select their pant by waist size regardless of body type or shape.
ADJUSTMENT	EZ FIT STRETCH OPENING + INTERNAL BELT SYSTEM +1" ZIPPER Easy on/off ultra stretch extendable opening secured in place with inner belt + stabilized belly pad, topped off with cosmetic hockey lace, +1" length-adjusting zipper all to provide a custom snug fit and unparalleled comfort.
BACK PROTECTION	LOW-PROFILE INJECTION-MOLDED HYBRID SPINE SHIELD WITH D30® ZERO + SEGMENTED TAILBONE PAD Pro-level impact protection in the lower back with a segmented tailbone pad that molds to the body.
LINER	DRYFOAM TECHNOLOGY WITH SOFT LAMINATED WATER REPELLENT LINING Soft laminated sublimated liner absorbs less sweat so you can stay dry and your equipment lightweight.
THIGH GUARD	MOLDED PE PLASTIC + INNER LEG ZIPPER Equipped with a low-profile design and a repositioned inner-leg zipper to reduce friction during cross-overs, this floating thigh guard was made to deliver pro-level protection and easy embellishment access.
HIP / KIDNEY	MOLDED PE HIP CAPS + 400D TEXTURED NYLON PADDED BELT Pro-protection in the hips and kidney area with added durability around the waist.
SHELL	REVISED LENGTH + 400D NYLON + EXTENDED STRETCH ZONES + PRO CUT Made of premium Nylon and stretch materials in critical areas, with a pro cut -1" length in back of the legs, for overall improved durability and comfort.



PP25C / PP25WC / PP25GC CUSTOM PP25C PANTS SHELL

SIZES * SR S, M, L, XL, 2XL
* WM S, M, L, XL
* JR S, M, L
* YT S, M, L
** GOALIE S/M, L/XL

CONSTRUCTION	PRO 400D + REINFORCEMENT High quality material made with more stretch for durability, comfort and mobility
ADJUSTMENT	ADJUSTABLE LENGTH For a customizable fit that will cover even the + 1" extended pants

* FITS OVER MOST HOCKEY PANTS
** FITS OVER MOST HOCKEY GOALIE PANTS

STANDARD CCM PANT COLORS

BLACK

RED
186C

ROYAL 58
287C

YELLOW
109C

SKY BLUE
292C

DARK GREEN
3435C

SUN FLOWER
1235C

BEIGE
468C

ORANGE
166C

PURE GOLD (VGK)
1255C
NOT AVAILABLE IN BASE COLOR,
STRIPING ONLY

WHITE

NAVY
282C

DARK ROYAL 08
281C

ANTIQUE GOLD
4515C

PHOENIX RED
202C

SILVER
429C

KELLY GREEN
356C

PURPLE
267C

BROWN
440C

MAROON
490C



LOGO INFO

- NO COLOR LIMITATION
- LIMITED SIZE BASED ON AVAILABLE SPACE TO EMBROIDER
- YOU MUST SPECIFY THE LOGO WIDTH WHEN PLACING YOUR ORDER ON OUR CUSTOMIZER AND WE WILL ENSURE THE HEIGHT IS PROPORTIONAL



CCM LOGO ON THIGH

COLOR OPTIONS -
SAME AS STANDARD
CCM BASE AND STRIPE COLOR

STRIPING OPTIONS



ST000
NO STRIPE

ST100
1"

ST200
2"

ST300
3"

ST210
2"+ 1"

ST310
3"+ 1"

ST320
3"+ 2"

ST321
3"+ 2"+ 1"

STNYR **

STBOT
3/4" TOP +
1/2" LOWER

** LIMITED COLORS
AVAILABLE



WHITE /
ROYAL 58

WHITE /
RED 05

WHITE /
SUNFLOWER 20

WHITE /
NAVY 09 (306)

WHITE /
BLACK

PRO CUT NOT AVAILABLE
ON THE LEGS IN THESE 2 STYLES

PLAYER PANTS/SHELLS - MINIMUM - 15 PER ORDER
(3 UNIT PER SIZE WITH 1 SIZE ALLOWED UNDER 3 UNITS)

GOALIE SHELL - MINIMUM - 2 PER ORDER
(AS LONG AS PLAYER PANT/SHELL MINIMUM IS MET)

CUSTOM BAGS



BTPRO CUSTOM BAG

- PRO HEAVY DUTY WATER-RESISTANT TARPULIN
- REINFORCED WEBBED SIDE AND END HANDLES
- INTERNAL MESH ACCESSORY POCKET WITH ZIPPER
- SIZES:
30" L X 18" H X 15" W
32" L X 20" H X 15" W
42" L X 20" H X 20" W

PLAYER/ GOALIE BAG (BTPRO)

- 2 LOGOS - ONE ON EACH SIDE PANEL
- SIZE - 10" X 10" MAXIMUM



BSPPRO CUSTOM BAG

- PRO HEAVY DUTY WATER-RESISTANT TARPULIN
- OVERSIZED END POCKETS
- REINFORCED WEBBED STRAPS WITH ADJUSTABLE AND REMOVABLE SHOULDER STRAP
- SIZE:
24" L X 14" H X 14" W

SPORT BAG (BSPPRO24)

- 1 LOGO - SIDE PANEL ONLY (CCM ON OTHER SIDE)
- SIZE 10" X 10" MAXIMUM



EBTEAMBP CUSTOM BAG

- 600D RIPSTOP POLYESTER CONSTRUCTION
- SPACIOUS MAIN COMPARTMENT + ACCESSORY POCKETS
- PADDED LAPTOP SLEEVE
- PADDED STRAPS AND BACK
- SIZE:
13" W X 18.5" H X 7.5" D

BACKPACK (EBTEAMBP)

- 1 LOGO - FRONT POCKET PLACEMENT
- SIZE - 4" X 4" MAXIMUM

BASE COLORS



BLACK

NAVY

RED*

CHARCOAL*

* NOT AVAILABLE FOR EBTEAMBP

MINIMUMS

- BTPRO (PLAYER) - 15
- BSPPRO (SPORT) - 15
- BGPRO (GOALIE) - 2**
- BTMBP18 (BACKPACK) - 15

** MUST ORDER 15 PLAYER BAGS TO QUALIFY

LOGO OPTIONS

TWILL CREST



SCREEN PRINT



NO COLOR LIMITATIONS ON EITHER TWILL CREST OR SCREEN PRINT

STRAP COLORS

SELECT ANY COMBINATION OF THESE COLORS FOR BOTH YOUR 1" AND 2" WEBBING*

*NO STRAP COLOR OPTION ON THE EBTEAMBP

BLACK	WHITE	RED 186C	NAVY 282C	ROYAL 58 287C	PURE GOLD (VGK) 1255C
YELLOW 109C	ANTIQUÉ GOLD 4515C	SKY BLUE 292C	PHOENIX RED 202C	SILVER 429C	BEIGE 468C
DARK GREEN 3435C	KELLY GREEN 356C	SUN FLOWER 1235C	PURPLE 267C	ORANGE 166C	DARK ROYAL 08 281C
MAROON 490C	TEAL 315C*	CHARCOAL 431C			





HT920 / HT920C TACKS 920 HELMET

SIZES	HAT SIZES
S	50 - 56 CM / 6 1/4 - 7
M	54 - 60 CM / 6 3/4 - 7 1/2
L	57 - 63 CM / 7 1/4 - 7 7/8

HELMET \$
COMBO \$

PROTECTION
R3FLEX PROTECTION
+ NEST TECH FOR
ELITE LEVEL PLAYERS

3-in-1 full coverage comfort liner with dynamic response to help manage all types of impacts:
1) High energy impact shock absorption
2) Low energy impact cushioning
3) Adapts & conforms to the shape of the head

COMFORT
AER-TEC VENTILATION
+ TOTALDRI

Strategically placed 3D printed NEST TECH lattice liner with built-in ventilation channels to guide fresh air throughout, along with R3FLEX Protection cushioned liner provide incredible comfort, while the cooling sweatband* wicks moisture away, helps manage sweat at the forehead and is removable & customizable for easy washing.

ADJUSTMENT
ADPTFIT 360 TOOL-FREE
ADJUSTMENT SYSTEM

Wraps head length and width in one easy step at the back, with extended size range + occipital rear comfort cushion with smooth edge to lock helmet in place.

SHELL
STREAMLINED NEW SHELL
WITH ENHANCED VENTING
TO BRING COOL AIR IN
& HELP GUIDE HEAT OUT

A pro-approved look to elevate your game and pass every mirror test, while keeping you looking & feeling fresh.

COLORS



• REPLACEMENT SWEATBANDS also sold separately (ACCHTSWB - pkg of 2)

• PERSONALIZATION LOGO STICKERS (ACCHTSTA in various colors).

*Offered as a combo with FM580 (S-M-L) in Black

* Available as combo



R3FLEX
PROTECTION

**NEST
TECH**



HT720 / HT720C TACKS 720 HELMET

SIZES	HAT SIZES
S	51 - 56 CM / 6 3/8 - 7
M	55 - 59 CM / 6 7/8 - 7 3/8
L	57 - 62 CM / 7 1/8 - 7 3/4

HELMET \$
COMBO \$

COMFORT
AER-TEC THERMOREGULATION
SYSTEM WITH NEST TECH +
I.Q.SHION DRI

Innovative AER-TEC VENTILATION SYSTEM powered by NEST TECH and channels allow max airflow and keep your head cool and comfortable. New and improved I.Q.Shion DRI will not retain extra sweat at the forehead.

PROTECTION
NEST TECH + D30® +
MULTI-DENSITY FOAMS

Elite-level protection from combination of 3D printed NEST TECH in key areas plus rate sensitive D30® Smart Material and quality foams to help distribute impact energy.


ADJUSTMENT
ACTIVE STABILIZER AND
TOOL-FREE ADJUSTMENT SYSTEM

Self-adjusting occipital support cushion and an easy front-to-back side adjustment provide a customized snug fit that stays in place.

SHELL
OPTIMIZED AESTHETICS AND
REINFORCED SIDE IMPACT FRAME

A pro-approved look with structure stiffness on the sides for added protection.

COLORS



* Available as combo

*Offered as a combo with FM580 (S-M-L) in black



**NEST
TECH**

D30®

I.Q.SHION DRI

TACKS 310 HELMET

A HIGH-PERFORMANCE HOCKEY HELMET ENGINEERED FOR COMPETITIVE PLAY ACROSS ALL AGE GROUPS. IT OFFERS A BALANCE OF ADVANCED PROTECTION AND SUPERIOR COMFORT, FEATURING MULTI-DENSITY IMPACT-ABSORBING FOAM IN A TIMELESS SHELL DESIGNED FOR THE HIGH-SPEED GAME. ITS TOOL-FREE ADJUSTMENT SYSTEM ENSURES A SECURE, PERSONALIZED FIT FOR PLAYERS OF ALL SIZES, WHILE STRATEGIC VENTILATION AND LIGHTWEIGHT MATERIALS PROMOTE COMFORT DURING GAMEPLAY. WHETHER YOU'RE LACING UP FOR YOUR FIRST TOURNAMENT OR GRINDING IT OUT IN ELITE LEAGUES, THIS HELMET IS BUILT TO PERFORM.

TECH 001

LIGHTWEIGHT VENTILATED COMFORT

3D MOLDED, FULL COVERAGE FOAM LINER CONFORMS TO THE SHAPE OF THE HEAD, OFFERING A CUSTOM-LIKE FIT RIGHT OUT OF THE BOX. ENGINEERED FOR LIGHTWEIGHT PERFORMANCE, THE FOAM USES DUAL-DENSITY EVA LAYERS THAT HELP ABSORB AND DISPERSE IMPACT FORCES WHILE MAINTAINING A LOW PROFILE.



TECH 002

R3FLEX PROTECTION

R3FLEX
PROTECTION

INNOVATIVE, 3-IN-1 FOAM WRAPS THE HEAD IN ALL AROUND COMFORT, WHILE PROVIDING RELIABLE DYNAMIC PROTECTION THAT RESPONDS TO ALL TYPES OF IMPACTS IN THE GAME. THE PERFECT COMBINATION OF INSTANT AND LASTING COMFORT AND TRUSTWORTHY IMPACT MANAGEMENT.

TECH 003

TIMELESS SHELL DESIGN

AN ENDURING FAVORITE, THIS SHELL OFFERS PLAYERS THE SLEEK, LOW-PROFILE LOOK THEY PREFER. WITH A TOOL-FREE ADJUSTMENT SYSTEM AT THE REAR, THE LENGTH AND WIDTH CAN BE ADJUSTED FOR THAT PERFECT FIT IN ONE EASY STEP. NOW WITH EXTENDED SIZING SO YOUNGER PLAYERS CAN FEEL CONFIDENT AND COMFORTABLE ON THE ICE.

HT310V26 / HT310V26C

NEW TACKS 310 HELMET

SIZES	HAT SIZES	HELMET \$	COMBO \$
S	52.0 - 56.0 CM / 6 1/2 - 7		
M	54.5 - 59.0 CM / 6 7/8 - 7 3/8		
L	58.0 - 62.5 CM / 7 1/4 - 7 7/8		

PROTECTION	R3FLEX PROTECTION + DUAL-DENSITY EVA FOR COMPETITIVE LEVEL PLAYERS	Full coverage 3D molded comfort liner that conforms to the head for a cushiony fit offering reliable dynamic response to help manage impacts in key areas.
COMFORT	LIGHTWEIGHT VENTILATED CONSTRUCTION	Anatomical design with ultralight wraparound fit enhances protection and airflow, helping players stay cool and comfortable during high-intensity shifts.
ADJUSTMENT	SINGLE TOOL-FREE ADJUSTMENT	Easy adjustment of length and width in one easy step at the back, for a customized snug fit.
SHELL	SLEEK TIMELESS LOOK	A pro-preferred shell with geometry that helps absorb impacts while providing a low volume fit.

COLORS	*Offered as a combo with FM580 (S-M-L) in black	
	BLK	WHT
* Available as combo		



NEW TACKS 310 - WIDE FIT HELMET



SIZES	HAT SIZES	HELMET \$
S+	51.0 - 55.0 CM / 6 3/8 - 6 7/8	
M+	54.0 - 58.0 CM / 6 3/4 - 7 1/4	
L+	57.0 - 61.0 CM / 7 1/4 - 7 5/8	

PROTECTION	R3FLEX PROTECTION + MULTI-DENSITY EVA FOR COMPETITIVE LEVEL PLAYERS	Combined full coverage comfort liner that conforms to the head for a cushiony fit offering reliable dynamic response to help manage impacts in key areas.
COMFORT	LIGHTWEIGHT VENTILATED CONSTRUCTION - UNIQUE WIDE FIT	Specially designed fit to better suit head shapes that are wider on sides and shorter front-to-back. Optimized to enhance protection and airflow, helping players stay cool and comfortable during high-intensity shifts.
ADJUSTMENT	SINGLE TOOL-FREE ADJUSTMENT	Easy adjustment of length and width in one easy step at the back, for a customized snug fit.
SHELL	SLEEK TIMELESS LOOK	A pro-preferred shell with geometry that helps absorb impacts while providing a low volume fit.

COLORS	HELMET ONLY
	BLK WHT RED

HT310V26 / HT310V26C

NEW TACKS 310 - JUNIOR HELMET

COMBO RECOMMENDED FOR PLAYERS APPROXIMATELY **7 TO 10 YEARS OLD**

SIZE	HAT SIZES	HELMET \$	COMBO \$
JR (ONE SIZE)	49.5 - 53.5 CM / 6 1/4 - 6 3/4		

COMFORT / PROTECTION	R3FLEX PROTECTION + MULTI-DENSITY EVA FOR YOUNG COMPETITIVE LEVEL PLAYERS	Combined full coverage comfort liner that conforms to the head for a cushiony fit offering reliable dynamic response to help manage impacts in key areas.
COMFORT	LIGHTWEIGHT VENTILATED CONSTRUCTION	Anatomical design enhances protection and airflow, helping players stay cool and comfortable during high-intensity shifts.
ADJUSTMENT	SINGLE TOOL-FREE ADJUSTMENT	Easy adjustment of length and width in one easy step at the back, for a customized snug fit.
SHELL	SLEEK TIMELESS LOOK	A pro-preferred shell with geometry that helps absorb impacts while providing a low volume fit.

COLORS	* Offered as a combo with FM580 (XS) in black	
	BLK	WHT
* JR-Combo sold with lightweight XS size cage that has thinner wires ideal for younger players.		

* Available as combo



R3FLEX
PROTECTION




Protective sleeve included

** Visor portion can be easily replaced if damaged. Replacement visor sold separately (ACCHVR)

FMHVR HVR HYBRID VISOR/FACEMASK

SIZES S/M, M/L \$
COLORS BLACK CHROME




CONSTRUCTION	PERFECTLY BALANCED COMBINATION OF PREMIUM IMPACT RESISTANT POLYCARBONATE & OPTIMALLY POSITIONED THIN ALLOY BARS	Patent-pending design offers the best unobstructed field of vision in all game situations with the airflow benefits & protection of a cage, all in a modern look perfect for today's players.
DESIGN	OPTIMIZED OPTICAL ACCURACY & BREATHABILITY	<ul style="list-style-type: none"> Optimal Toric Lens to avoid distortion + strategically placed wires to reduce sight obstruction. Notched nose-cut visor design to allow maximum airflow + premium anti-fog treatment help reduce fogging during play. Premium anti-scratch treatment for durability & innovative visor replacement system (replacement visor sold separately ACCHVR). Well-balanced weight.
CHIN CUP	MULTI DENSITY FOAM FLOATING CHIN CUP	Comfortable and snug fitting chin cup that keeps the protection where it should.
CERTIFICATION	CSA, HECC, CE	Meets strict full face protection B1 certification requirements for use by a player of any age in hockey.



HELMET STORAGE BAG INCLUDED

FMFV1 FV1 FULL FACE VISOR

SIZES SR \$
JR \$




CONSTRUCTION	IMPACT RESISTANT POLYCARBONATE WITH ANTI-FOG AND ANTI SCRATCH	High-quality material and finish offers a wide and unobstructed field of vision treated to resist fog build-up and scratches for extended durability on & off the ice.
DESIGN	OPTIMAL VENT PLACEMENT	Modern vent design maximizes air flow for great breathability during play.
CHIN CUP	MULTI DENSITY FOAM FLOATING CHIN CUP	Comfortable and snug fitting chin cup that keeps the protection where it should.
CERTIFICATION	CSA, HECC, CE	



VR14 \$ VR14 STRAIGHT VISOR


CERTIFICATION CSA, HECC, CE
VISOR HEIGHT 96 MM / 3.8 IN
COLOR CLEAR



CONSTRUCTION	IMPACT RESISTANT POLYCARBONATE WITH ANTI-FOG PROTECTION	High-quality material offers a clear field of vision to keep your eyes on the play.
DESIGN	STRAIGHT CUT	Modern look.
ADJUSTMENT	SCREWS + SPACERS	Include screws and spacers for a quick installation on your helmet.



VRPRO \$ VRPRO STRAIGHT SHORT VISOR



CERTIFICATION	CSA, HECC, CE
VISOR HEIGHT	88 MM / 3.5 IN
COLOR	CLEAR

CONSTRUCTION	IMPACT RESISTANT POLYCARBONATE WITH ANTI-FOG, ANTI-SCRATCH AND ANTI-GLARE PROTECTION	High-quality material and finish offers an unobstructed field of vision in a clear tint so your focus stays on the game.
DESIGN	OPTIMAL STRAIGHT CUT	Modern look with pro-inspired close to nose fit.
ADJUSTMENT	TIME-SAVING INSTALLATION SYSTEM	Pre-set with patent-pending ACCVRPRO user-friendly system (screws, spacers and dual T-nuts) to quickly and easily install on your helmet so you can get on the ice faster.
CUSTOMIZABLE	HELMET STORAGE BAG + SIDE LOGO STICKERS	Includes breathable bag to protect visor once it's on your helmet, and 7 pairs of different color side logo stickers to customize your look.



NEW FMPRO PRO FACEMASK

SIZES SR S, M, L \$

COLORS
BLACK, BLACK CHROME, BLACK/WHITE, STAINLESS STEEL

WIRES	LIGHTWEIGHT, PERFORMANCE PLAYER CAGE	Protective and comfortable design with reduced visual obstructions, customizable fit and unique tech features.
DESIGN	STREAMLINED DESIGN FOR BEST FIELD OF VISION	Refined bar position, size and shape to optimize visibility from every angle on the ice.
WIRES	OPTIMIZED WIRES & ADJUSTABLE HEIGHT	Unique adjustable top clips allow players to easily adjust cage height to 3 different positions for improved sightlines.
CHIN CUP	ERGONOMIC DUAL DENSITY ADJUSTABLE CHIN CUP	Anatomical shape in a reduced size dual density EVA foam construction to optimize comfort and protection. New unique length-adjustable strap to customize floating chin cup from 2 positions for optimal support.

Replacement parts - Sold separately:
 • Top Clips (ACCTCF)
 • Chin Cup (ACCHINCUP2)



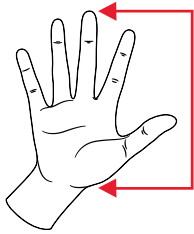
FM580 580 FACEMASK

SIZES
SR S, M, L \$

WHITE INTERIOR/
BLACK EXTERIOR
FM580BKWH
CHROME
BOOKING ONLY
FM580CH
SILVER
FM580SL
BLACK
FM580BK
WHITE
FM580WH

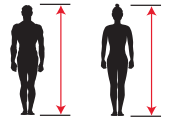
WIRES	THIN ROUND WIRES	Protective design provides maximum visibility.
CHIN CUP	MULTI DENSITY FOAM CHIN CUP	Designed to provide high levels of comfort and protection.

GLOVES		YOUTH			JUNIOR			SENIOR				
		8"	9"	N/A	10"	11"	12"	13"	14"	15"	N/A	N/A
GENERAL	AGE	3-5	5-7	7-9	8-10	10-11	11-13	13+	14+	14+	14+	14+
	HEIGHT - CM	102-109	109-117	117-127	127-137	137-147	147-157	157-168	168-178	178-188	183+	183+
	HEIGHT - FT	3'4"-3'7"	3'7"-3'10"	3'10"-4'2"	4'2"-4'6"	4'6"-4'10"	4'10"-5'2"	5'2"-5'6"	5'6"-5'10"	5'10"-6'2"	6'0"+	6'0"+
GLOVES		8"	9"	N/A	10"	11"	12"	13"	14"	15"	N/A	N/A
	HAND LENGTH (CM)	10-13	11-14	N/A	12-15	13-16	14-17	16-19	18-21	20-24	N/A	N/A
	HAND LENGTH (IN)	4-5	4.5-5.5	N/A	4.5-6	5-6.5	5.5-6.5	6.5-7.5	7-8.5	8-9.5	N/A	N/A

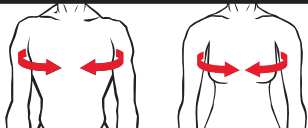


HAND LENGTH

HEIGHT

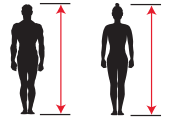


SHOULDER PADS		YOUTH			JUNIOR			SENIOR				
		S	M	L	S	M	L	S	M	L	XL	XXL
GENERAL	AGE	3-5	5-7	7-9	8-10	10-11	11-13	13+	14+	14+	14+	14+
	HEIGHT - CM	102-109	109-117	117-127	127-137	137-147	147-157	157-168	168-178	178-188	183+	183+
	HEIGHT - FT	3'4"-3'7"	3'7"-3'10"	3'10"-4'2"	4'2"-4'6"	4'6"-4'10"	4'10"-5'2"	5'2"-5'6"	5'6"-5'10"	5'10"-6'2"	6'0"+	6'0"+
SHOULDER PADS		S	M	L	S	M	L	S	M	L	XL	XXL
	CHEST CIRC. (CM)	50-64	52-68	54-72	62-78	66-82	70-92	82-98	88-108	92-114	102-126	N/A
	CHEST CIRC. (IN)	19.5-25	20.5-27	21.5-28.5	24.5-30.5	26-32.5	27.5-36	32.5-38.5	34.5-42.5	36-45	40-49.5	N/A

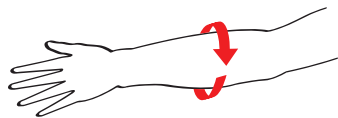


CHEST CIRCUMFERENCE

HEIGHT

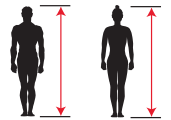


ELBOW PADS		YOUTH			JUNIOR			SENIOR				
		S	M	L	S	M	L	S	M	L	XL	XXL
GENERAL	AGE	3-5	5-7	7-9	8-10	10-11	11-13	13+	14+	14+	14+	14+
	HEIGHT - CM	102-109	109-117	117-127	127-137	137-147	147-157	157-168	168-178	178-188	183+	183+
	HEIGHT - FT	3'4"-3'7"	3'7"-3'10"	3'10"-4'2"	4'2"-4'6"	4'6"-4'10"	4'10"-5'2"	5'2"-5'6"	5'6"-5'10"	5'10"-6'2"	6'0"+	6'0"+
ELBOW PADS		S	M	L	S	M	L	S	M	L	XL	XXL
	FOREARM CIRC. (CM)	9-16	10-17	11-18	13-20.5	15-22	16-24	20-25	24-28.5	27-32	30-34.5	N/A
	FOREARM CIRC. (IN)	3.5-6.5	4-6.5	4.5-7	5-8	6-8.5	6.5-9.5	8-10	9.5-11	10.5-12.5	12-13.5	N/A



FOREARM CIRCUMFERENCE

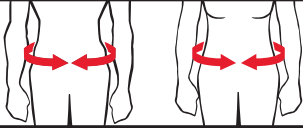
HEIGHT



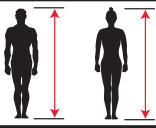
RECOMMENDATION IS TO BE AS CLOSE TO THE MIDDLE OF THE SIZE RANGE AS POSSIBLE.

SEE PAGE 18 FOR WOMEN SIZING CHART

TACKS PANTS		YOUTH			JUNIOR			SENIOR					
		S	M	L	S	M	L	S	S-LONG	M	L	XL	XXL
GENERAL	AGE	3-5	5-7	7-9	8-10	10-11	11-13	13+	13+	14+	14+	14+	14+
	HEIGHT - CM	102-109	109-117	117-127	127-137	137-147	147-157	157-168	168-178	168-178	178-188	183+	183+
	HEIGHT - FT	3'4"-3'7"	3'7"-3'10"	3'10"-4'2"	4'2"-4'6"	4'6"-4'10"	4'10"-5'2"	5'2"-5'6"	5'6"-5'10"	5'6"-5'10"	5'10"-6'2"	6'0"+	6'0"+
PANTS		S	M	L	S	M	L	S	S-LONG	M	L	XL	XXL
	WAIST CIRC. (CM)	51-55	53-57	56-60	58-64	62-72	69-81	76-86	76-86	79-89	86-99	95-107	107-120
	WAIST CIRC. (IN)	20-21.5	21-22.5	22-23.5	23-25	24.5-28.5	27-32	30-34	30-34	31-35	34-39	37.5-42	42-47
	US PANT SIZE	Y4-Y8	Y6-Y10	Y8-Y14	Y10-Y16	Y14-Y18	26-31	30-33	30-33	31-35	32-38	38-42	42-50

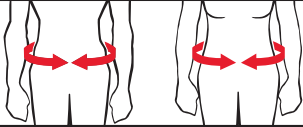


WAIST CIRCUMFERENCE

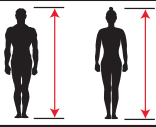


HEIGHT

JETSPEED / NEXT PANTS		YOUTH			JUNIOR			SENIOR					
		S	M	L	S	M	L	S	M	L	XL	XXL	
GENERAL	AGE	3-5	5-7	7-9	8-10	10-11	11-13	13+	14+	14+	14+	14+	
	HEIGHT - CM	102-109	109-117	117-127	127-137	137-147	147-157	157-168	168-178	178-188	183+	183+	
	HEIGHT - FT	3'4"-3'7"	3'7"-3'10"	3'10"-4'2"	4'2"-4'6"	4'6"-4'10"	4'10"-5'2"	5'2"-5'6"	5'6"-5'10"	5'10"-6'2"	6'0"+	6'0"+	
PANTS		S	M	L	S	M	L	S	M	L	XL	XXL	
	WAIST CIRC. (CM)	51-55	53-57	56-60	58-64	62-72	69-81	76-86	79-89	86-99	95-107	107-120	
	WAIST CIRC. (IN)	20-21.5	21-22.5	22-23.5	23-25	24.5-28.5	27-32	30-34	31-35	34-39	37.5-42	42-47	
	US PANT SIZE	Y4-Y8	Y6-Y10	Y8-Y14	Y10-Y16	Y14-Y18	26-31	30-33	31-35	32-38	38-42	42-50	

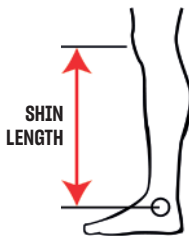


WAIST CIRCUMFERENCE

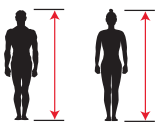


HEIGHT

SHIN GUARDS		YOUTH			JUNIOR			SENIOR					
		8"	9"	10"	11"	12"	13"	14"	15"	16"	17"	18"	
GENERAL	AGE	3-5	5-7	7-9	8-10	10-11	11-13	13+	14+	14+	14+	14+	
	HEIGHT - CM	102-109	109-117	117-127	127-137	137-147	147-157	157-168	168-178	178-188	183+	183+	
	HEIGHT - FT	3'4"-3'7"	3'7"-3'10"	3'10"-4'2"	4'2"-4'6"	4'6"-4'10"	4'10"-5'2"	5'2"-5'6"	5'6"-5'10"	5'10"-6'2"	6'0"+	6'0"+	
SHIN GUARDS		8"	9"	10"	11"	12"	13"	14"	15"	16"	17"	18"	
	SHIN LENGTH (CM) - TONGUE OUT	22-25	25-27	27-30	30-33	33-36	36-40	40-43	43-47	47-50	50-53	53-57	
	SHIN LENGTH (IN) - TONGUE OUT	8.5-10	10-10.5	10.5-12	12-13	13-14	14-15.5	15.5-17	17-18.5	18.5-19.5	19.5-21	21-22.5	
	SHIN LENGTH (CM) - TONGUE IN	20-23	23-25	25-28	28-31	31-34	34-38	38-41	41-45	45-48	48-51	51-55	
	SHIN LENGTH (IN) - TONGUE IN	8-9	9-10	10-11	11-12	12-13.5	13.5-15	15-16	16-17.5	17.5-19	19-20	20-21.5	



SHIN LENGTH



HEIGHT

RECOMMENDATION IS TO BE AS CLOSE TO THE MIDDLE OF THE SIZE RANGE AS POSSIBLE.

GLOVES



NEW

HGXR TACKS XR GLOVES



Polygiene®

SIZES	SR	13", 14", 15"	\$
	JR	10", 11", 12"	\$

CONSTRUCTION **MAX PROTECTION ASD (ANATOMICAL SHIELD DESIGN) WITH PRO APPROVED POLYESTER**
Elite-level protection in a highly mobile and roomy design paired with great tech to keep your hands comfortable and ready for whatever the game brings.

LINER **POLYGIENE + ODORCRUNCH TREATED LINERS AND COMFORT FOAMS**
Soft and comfortable foam with enhanced antibacterial and odor fighting treatments to help keep your gloves feeling fresh.

FINGERS **D30® ZERO KNUCKLE BLOCS + HD FOAM REINFORCED FINGER BLOCS + 3 PIECE INDEX**
Enhanced protection where it matters most, while delivering optimal freedom of movement.

BACKHAND **STIFF LOW PROFILE INTEGRATED IMPACT PROTECTION PLATE MADE OF INJECTED HIGH GRADE POLYETHYLENE PLASTIC**
Elite-level impact protection on back of hand to protect against the hardest of shots and ventilation port to enhance airflow throughout the glove.

THUMB **ELITE FLEX THUMB - FROM SIZES 11"**
2-piece flexible thumb delivers better mobility and an incredible grip on your stick.

PALM **SENSALAST PALM WITH REINFORCEMENT TREATED WITH POLYGIENE ODORCRUNCH™**
Elite feel palm with ultimate comfort provides a great interaction with your stick.

CUFF **FLEXMOTION CUFF**
Open cuff design that allows for unrestricted wrist movements and protection.

OTHER **POLYGIENE + ODORCRUNCH™ TREATED SUBLIMATED LINER**
Superior quality liner that feels great and helps you stay dry with enhanced antibacterial and odor fighting treatments to help keep your gloves feeling fresh.



NEW

HGXR80 TACKS XR 80 GLOVES



Polygiene®

SIZES	SR	13", 14", 15"	\$
	JR	10", 11", 12"	\$

CONSTRUCTION **PRO QUALITY MESH + LIGHTWEIGHT POLYESTER**
Lightweight and incredibly durable, in an anatomical design ideal for competitive play.

LINER **LAMINATED LINER WITH PU FOAM CUSHIONING**
Soft and comfortable game-ready feel.

FINGERS **DUAL-DENSITY FOAM WITH PE INSERTS + 3 PIECE INDEX**
Top caliber protection with construction that allows for enhanced freedom of movement and dexterity.

BACKHAND **REDESIGNED LOW-PROFILE BACKHAND**
Simpler backhand design using premium foams and PE plastic inserts delivers lightweight good protection.

THUMB **ELITE FLEX THUMB - FROM SIZES 11"**
2-piece flexible thumb delivers better mobility and an incredible grip on your stick.

PALM **NASH PALM + NASH REINFORCEMENT**
Soft feel and enhanced durability.

CUFF **FLEXMOTION CUFF**
Open cuff design that allows for unrestricted wrist movements and protection.



HG95T HG95T GLOVES



Polygiene®



SIZES	SR	13", 14", 15"
	JR	10", 11", 12"

CONSTRUCTION **MAX PROTECTION ASD (ANATOMICAL SHIELD DESIGN) GLOVES WITH PRO-APPROVED POLYESTER FOR AN ELITE-LEVEL PROTECTION, BASED ON THE NEW 2022 RETAIL MODEL HG AS-V**

FIT **ROOMY YET ANATOMICAL FIT PROVIDES GREAT RANGE OF MOTION AND GAME-READY FEEL**

FINGERS **DUAL-DENSITY FOAM WITH PE INSERTS AND 3-PIECE INDEX FOR OPTIMAL DEXTERITY**

BACKHAND **INTEGRATED PRO-STYLE IMPACT PROTECTION PLATE WITH D30® SMART MATERIAL**

CUFF **FLEXMOTION SEGMENTED OPEN CUFF PROVIDES INCREASED MOBILITY FOR QUICK HANDS**

PALM **NEW AX SUEDE BASE FOR INSTANT AND LONG-TERM COMFORT + REINFORCEMENT FOR ADDED DURABILITY**

LINER **RICH SUBLIMATED LINING INSIDE CUFF WITH POLYGIENE + ODOR CRUNCH DUAL ANTIBACTERIAL TREATMENTS, ALSO APPLIED TO SOFT BACKHAND LINER**

THUMB **PRO FLEX THUMB (FROM 11") FOR ADDED MOBILITY AND A GREAT GRIP ON YOUR STICK, WITH LARGER AREA FOR CUSTOM EMBROIDERY**





HGFT8 JETSPEED FT8 GLOVES



SIZES SR 13", 14", 15" \$
JR 10", 11", 12" \$

CONSTRUCTION

AER-TEC THERMOREGULATION SYSTEM + IMPROVED GAME READY COMFORT & MOBILITY FOR ELITE FEEL
AER-TEC powered system allows maximum breathability and airflow. Lightweight construction with a new back roll design that follows a perfectly anatomical shape, ideal for an elite or competitive level player.

LINER

AER-TEC SUSPENSION SYSTEM MESH LINER TREATED WITH POLYGIENE + ODORCRUNCH™ AND INCREASED FINGERS & KNUCKLES COMFORT

Max ventilation and mesh lining for cooling and evaporation to help keep hands dry. Absorbs less sweat to stay light and provides instant & long-lasting comfort.

FINGERS

PREMIUM ZOTEFOAM® & HIGH DENSITY PE FOAM + PE INSERTS + IMPROVED COMFORT PU FOAM CUSHIONING

Lightweight construction yet high level protection and three-piece index for maximum dexterity.

BACKHAND

AER-TEC VENTILATION SYSTEM + PRO-LEVEL PE FOAM + HIGH DENSITY PE FOAM + PE INSERTS

Ventilation port on back of hand for optimal airflow along with elite-level protection.

THUMB

PRO FLEXTUMB - FROM SIZE 11"

2-piece thumb delivers better mobility and an incredible grip on your stick with ventilated mesh in back of thumb for added airflow where you really feel it.

PALM

SENSALAST PALM + REINFORCEMENT WITH EMBOSSED TEXTURE + TREATED WITH POLYGIENE & ODORCRUNCH™

Soft feel seamless palm-to-cuff transition inside & out, combined with a pro-feel palm allowing ultimate stickhandling with high-caliber durability and grip.

CUFF

SHORT PRE-ANGLED OPEN CUFF

Enhanced range of wrist movements and protection.

OTHER

POLYGIENE + ODOR CRUNCH TREATED SUBLIMATED LINER
Superior quality liner that feels great and helps you stay dry with enhanced antibacterial and odor fighting treatments to help keep your gloves feeling fresh.

COLORS



Booking only

HGFT880 JETSPEED FT880 GLOVES

SIZES SR 13", 14", 15" \$
JR 10", 11", 12" \$

CONSTRUCTION

GAME READY CONSTRUCTION FOR IMPROVED FIT/FEEL

Lightweight and incredibly durable, in an anatomical back roll design ideal for competitive play.

LINER

SOFT LAMINATED LINER WITH COMFORTABLE PU FOAM CUSHIONING

Soft feel from the start for increased comfort.

FINGERS

COMPETITIVE FOAM PACKAGE WITH PE FOAM + PE INSERTS

Lightweight high quality protective foam and plastic inserts.

BACKHAND

PE FOAM + PE INSERTS

Premium foam and inserts deliver lightweight, top-notch protection.

THUMB

IMPROVED PRO FLEXTUMB - FROM SIZE 11"

Increased mobility for a better grip.

PALM

SENSALAST PALM + REINFORCEMENT

Incredible feel and enhanced durability.

CUFF

SHORT PRE-ANGLED ONE-PIECE OPEN CUFF

Unrestricted wrist movement, plus augmented flexibility and protection.

COLORS



Booking only

HG4RP3 TACKS 4R PRO3 GLOVES



Polygiene®



SIZES SR 13", 14", 15"

CONSTRUCTION

PRO-APPROVED POLYESTER + PU LEATHER

Maximized durability with a classic 4 roll backhand look in a looser fitting profile.

LINER

POLYGIENE® TREATED LINER

Soft, comfortable and treated with anti-microbial Polygiene® to help control odor-causing bacteria.

FINGERS / BACKHAND

DUAL DENSITY FOAM WITH PE INSERTS + D30® ZERO BACKHAND + SOFT COMFORT FOAMS

Pro-level protection and shock absorbency around the entire hand with added D30® Zero on the backhand. Our new soft foams make sure your glove is comfortable all game long.

THUMB

PRO FLEXTUMB - SR ONLY

Two-piece thumb delivers better mobility and an incredible grip on your stick.

PALM

SENSALAST PALM WITH SENSALAST REINFORCEMENT

Seamless palm-to-cuff transition inside & out for ultimate comfort, combined with a pro-feel palm providing an optimal interaction with your stick.

CUFF

MAX FLEX CUFF

Our flexible cuff allows players to properly load their stick and get the most out of their gloves.

COLORS



TOWH BKGP BKWH RDRD



NVNV BKRW



NEW

HPTKS+ TACKS+ PANTS



SIZES	SR	S, M, L, XL	\$
	JR	S, M, L	\$

CONSTRUCTION

**MAX COVERAGE ASD (ANATOMICAL SHIELD DESIGN)
FLEXMOTION WRAPAROUND PROTECTION**
Engineered to offer an elite level of protection and comfort all in a classic fit.

ADJUSTMENT

**INTERNAL BELT + STABILIZED BELLY PAD
+ 1" ZIPPER**
Adjustable built-in belt locks in place during play, ventilated belly pad offers more airflow and stays where it should. The practical hidden +1 length extension is great for growth spurts or taller players.

KIDNEY

MOLDED PE CAPS + SUBLIMATED COMFORT LINER
Premium sublimated liner for comfort and elite-level protection in the caps helps you stay protected and comfortable on the ice.

HIP

JDP HIP CAPS WITH D30® ZERO
Elite-level JDP hip cap reinforced with D30® Zero disperses impact force away from hip joint while the unique segmented Flexmotion hip pad design increases mobility.

BACK PROTECTION

FLOATING SPINE + HD FOAM SPINE GUARD
Redesigned floating spine protection offers an elite-level reliable shield while the HD foam spine guard offers maximum protection and optimal comfort.

THIGH GUARDS

FLOATING MOLDED PE PLASTIC + PE FOAM
Elite-level protection with a floating thigh guard allowing for custom embroidery.

SHELL

PREMIUM 400D NYLON WITH HIGH ABRASION RESISTANT SIDE PANEL + PRO CUT
Made of premium Nylon with reinforced side panels, and a pro cut in back of the legs for increased mobility.

COLORS



BLACK NAVY RED
Booking only



NEW

HPTKS TACKS PANTS

SIZES	SR	S-L, S, M, L, XL, 2XL	\$
	JR	S, M, L	\$

CONSTRUCTION

MAX COVERAGE ASD (ANATOMICAL SHIELD DESIGN)
Engineered to offer the highest quality protection.

ADJUSTMENT

INTERNAL BELT + 1" ZIPPER
The inner belt allows you to find your perfect fit and keep the pants in place during play while an extra 1" extension means these pants can grow with the player.

KIDNEY

MOLDED PE CAP + SUBLIMATED COMFORT LINER
Trustworthy impact protection with maximum comfort.

HIP

JDP HIP CAPS
Competitive-level hip cap disperses impact force away from hip joint.

BACK PROTECTION

EXPOSED FOAM SPINE + TAILPAD
Competitive-level spine protection.

THIGH GUARDS

FLOATING MOLDED PE PLASTIC CAP + PE FOAM
Reliable protection with a floating thigh guard so pant legs can be custom embroidered.

SHELL

PREMIUM 400D NYLON WITH HIGH ABRASION RESISTANT SIDE PANELS + INNER LEG ZIPPER
Premium Nylon for maximum durability.

COLORS



BLACK NAVY RED ROYAL
Booking only



COMING SOON

HPJTS+ JETSPEED+ PANTS



SIZES SR S, S-L, M, L, XL
JR S, M, L

CONSTRUCTION
AER-TEC THERMOREGULATION SYSTEM
AER-TEC thermoregulation system with maximized air intake in shell and belly pad for maximum breathability. Tapered profile for a connected feel, in a reduced weight yet durable and flexible design, perfect for a nimble competitive team player.

ADJUSTMENT
EASY FIT ENTRY WITH BUILT-IN INTERNAL BELT SYSTEM + 1" ZIPPER
Wide front opening with stretchy functional panels for a seamless adjustment and vast range of movement. Features an integrated durable belt and hidden +1" length-adjusting zipper for a custom fit and optimized comfort.

LINER
DRYFOAM TECHNOLOGY WITH SOFT LAMINATED WATER REPELLENT LINING
Premium sublimated liner absorbs less sweat so you can stay dry and keep your equipment lightweight.

HIP / KIDNEY
MOLDED PE CAPS + ANATOMICAL KIDNEY BREAK
Elite-level impact protection with an anatomical kidney contour design for maximum comfort.

BACK PROTECTION
FLOATING SPINE PROTECTOR + INJECTION MOLDED HYBRID SPINE SHIELD + VENTILATED TAILBONE PAD
Elite-level spine protection with added ventilation exhaust system for breathability + segmented tailbone pad for pro-level mobility.

THIGH GUARDS
LIGHTWEIGHT FOAM + MOLDED PE PLASTIC + LEG ZIPPER
High-level protection with floating thigh guards + plus inner leg zipper to widen as needed.

SHELL
400D NYLON + 400D TEXTURED NYLON SIDE PANEL REINFORCEMENT + POLYESTER REAR PANEL + PRO CUT LEGS + VENTILATED AIR INTAKE & EXHAUST SYSTEM
Made of premium Nylon reinforced in all the important areas, with a pro cut -1" length in back of the legs and repositioned inner leg zipper to reduce friction during cross-overs, for overall improved durability and airflow.

COLORS



BLACK NAVY RED

HPJTS JETSPEED PANTS

SIZES SR S, M, L, XL \$
JR S, M, L \$

CONSTRUCTION
JETSPEED TAPERED FIT + LACED FRONT PANEL
AER-TEC thermoregulation system with maximized air intake in shell and belly pad for maximum breathability. Tapered profile for a connected feel, in a reduced weight yet durable and flexible design, perfect for a nimble competitive team player.

ADJUSTMENT
TRADITIONAL OPENING WITH LACED FRONT PANEL AND + 1" ZIPPER
Wide front opening with stretchy functional panels for a seamless adjustment and vast range of movement. Features an integrated wider durable belt and hidden +1" length-adjusting zipper for a custom fit and optimized comfort.

LINER
SUBLIMATED LINING
Premium sublimated liner absorbs less sweat so you can stay dry and keep your equipment lightweight.

HIP / KIDNEY
MOLDED PE CAPS + ANATOMICAL KIDNEY BREAK
Elite-level impact protection with an anatomical kidney contour design for maximum comfort.

BACK PROTECTION
INTEGRATED SPINE PROTECTOR + INJECTION MOLDED HYBRID SPINE SHIELD
Elite-level spine protection with added ventilation exhaust system for breathability + segmented tailbone pad for improved mobility.

THIGH GUARDS
LIGHTWEIGHT FOAM + MOLDED PE PLASTIC + LEG ZIPPER
High-level protection with floating thigh guards + plus inner leg zipper to widen as needed.

SHELL
400D NYLON + 400D TEXTURED NYLON LOWER LEG REINFORCEMENT + POLYESTER REAR PANEL
Made of premium Nylon reinforced in all the important areas, with a pro cut -1" length in back of the legs and repositioned inner leg zipper to reduce friction during cross-overs, for overall improved durability and airflow.

COLORS



BLACK NAVY RED

HPTKS+T TACKS+ PANTS



SIZES SR S, S-L, M, L, XL, 2XL
JR S, M, L

CONSTRUCTION
Redesigned fit inspired by our retail TACKS+ pants with integration of well received previous custom pant features and upgraded belly pad

ADJUSTMENT
New padded belt + updated snap buckle with improved inner belt + 1" zipper

KIDNEY
New seamless kidney design with break for increased mobility + molded pe caps + sublimated comfort liner

HIP JDP hip caps

BACK PROTECTION HD foam spine guard + D30® ZERO

THIGH GUARDS Floating molded pe plastic + PE foam

SHELL Premium 400D nylon with high abrasion resistant side panel + revisited sturdy inner leg zipper + embroidery-friendly assembly from the retail pant

COLORS



DARK GREEN MAROON RED ROYAL



**PGJS
JETSPEED GIRDLE**

SIZES SR S, M, L, XL
JR M, L

CONSTRUCTION	PRO 400D NYLON WITH SIDE PANEL REINFORCEMENT	Sublimated liner with Dry Foam technology to keep the product lightweight.
ADJUSTMENT	ADJUSTABLE THIGH GUARD (LENGTH / WIDTH)	Easily customizable fit for an excellent level of comfort.
HIP / THIGH	PE MOLDED CAP + MID-DENSITY FOAM	Pro-level lightweight impact protection, plus JDP hip caps to disperse impact force away from the hip joint.
BACK PROTECTION	INJECTION-MOLDED HYBRID SPINE SHIELD WITH D30® AND HD FOAM	Pro-level impact protection in the lower back with a segmented tailbone pad that molds to your body.

COMPATIBLE WITH PPJS SHELL. **SOLD SEPARATELY**



**PPJS
JETSPEED GIRDLE SHELL**

SIZES SR S, M, L, XL
JR M, L

CONSTRUCTION	PRO 400D NYLON WITH SIDE PANEL REINFORCEMENT	Reduced weight, optimized durability plus mesh panels for breathability and stretch panels for great mobility.
ADJUSTMENT	HIDDEN 1" ZIPPER + ADJUSTABLE LENGTH & INSIDE LEG ZIPPER	For a customizable fit.
PROTECTION	PADDED KIDNEY BELT OVER INTERNAL BELT	Low-profile belt for added protection and comfort.
COLORS	BLACK, NAVY	

OPTIMIZED FIT OVER PGJS GIRDLE WITH ATTACHMENTS TO SECURE IN PLACE FOR A SEAMLESS PRO LOOK



**PP25 / PP25G • PP25T / PP25GT
PANT SHELL**

SIZES * SR S, M, L, XL, 2XL
* JR S, M, L
** GOALIE S/M, L/XL

CONSTRUCTION	PRO 400D + REINFORCEMENT	High quality material made with more stretch for durability, comfort and mobility
ADJUSTMENT	ADJUSTABLE LENGTH	For a customizable fit that will cover even the + 1" extended pants

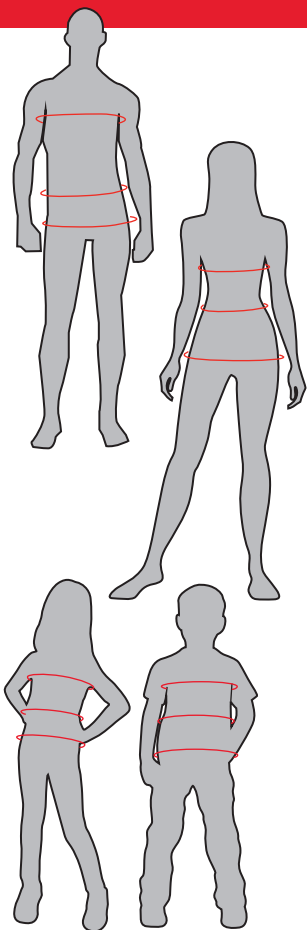
COLORS

BLACK	NAVY	RED	ROYAL

PP25 & PP25G ONLY OFFERED IN THESE COLORS

* FITS OVER MOST HOCKEY PANTS ** FITS OVER MOST HOCKEY GOALIE PANTS

FOR HPFTW24
SUGGEST TO SIZE DOWN 1 SIZE IN PP25
OR ORDER CUSTOM PP25WC IN SAME SIZE AS PANTS



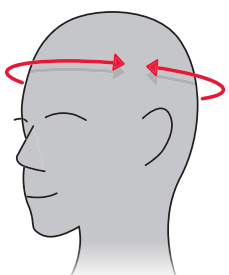
APPAREL - MEN BODY MEASUREMENTS (measurements shown are in inches)							
ALPHA SIZE	XS	S	M	L	XL	2XL	3XL
CHEST CIRCUMFERENCE	33-35	36-38	39-41	42-44	45-48	49-52	53-58
WAIST CIRCUMFERENCE	26-28	29-31	32-34	35-38	39-43	44-48	49-53
HIPS CIRCUMFERENCE	32-34	35-37	38-40	41-44	45-48	48-52	52-56

NUMERIC SIZE	28	30	32	34	36	38	40
WAIST CIRCUMFERENCE	29.5	31.5	33.5	35.5	37.5	39.5	41.5

APPAREL - WOMEN BODY MEASUREMENTS (measurements shown are in inches)					
ALPHA SIZE	XS	S	M	L	XL
CHEST CIRCUMFERENCE	30-32	33-35	36-38	39-41	42-44
WAIST CIRCUMFERENCE	23-25	26-28	29-31	32-34	35-38
HIPS CIRCUMFERENCE	33-35	36-38	39-41	42-44	45-48

APPAREL - YOUTH BODY MEASUREMENTS (measurements shown are in inches)						
AGE GROUP / SIZE	3-5 / 2XS / 110	5-7 / XS / 120	7-9 / S / 130	9-11 / M / 140	11-13 / L / 150	13-15 / XL / 160
CHEST CIRCUMFERENCE	24-25	25-26	26-27	27-29	29-31	31-34
WAIST CIRCUMFERENCE	22-23	23-24	24-25	25-27	27-28.5	28.5-30
HIPS CIRCUMFERENCE	25-26	26-27	27-28.5	28.5-31	31-32.5	32.5-34

MEASUREMENT FOR ADULT HEADWEAR				
INCHES	CM	HAT SIZE		
		FITTED	FLEX	ADJUSTABLE
20 1/8	51.1	6 3/8	YOUTH	ONE SIZE YT (OSFA)
20 1/2	52	6 1/2		
20 7/8	53	6 5/8		
21 1/4	53.9	6 3/4		
21 5/8	54.9	6 7/8		
22	55.9	7	S/M	ONE SIZE AD (OSFA)
22 3/8	56.8	7 1/8		
22 3/4	57.8	7 1/4		
22 1/2	58.7	7 3/8	L/XL	
23 1/2	59.7	7 1/2		
23 7/8	60.6	7 5/8		
24 1/4	61.6	7 3/4	XL/XXL	
24 5/8	62.5	7 7/8		
25	63.5	8 1/4		



Body sizing: Size specifications are based on body sizing measurements. Use this size chart as a guideline when ordering, allow enough room for ease of movement. Sleeve Length: Measure from the center back of the neck, over the point of shoulder and down the outer side of the arm to the wrist bone. Chest: Measure just under the arms. Waist: Loosely measure the narrowest circumference of the waist. Size charts are for reference only. Fit may vary depending on the construction and materials.

APPAREL FEATURES



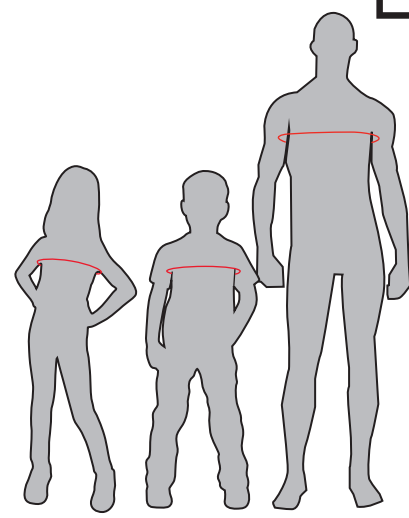
Put sweat in it's place Tactical Dry wicks moisture away from your skin, helping you stay drier and comfortable.



Your body is an amazing heat source Tactical Degree traps body heat and sweat escape.



Stay cool and comfortable Tactical Cool uses ventilation, moisture management and fabric construction to help aid the release of heat.



GAMEWEAR - SR BODY MEASUREMENTS (measurements shown are in inches)									
ALPHA SIZE	XX2	XS	S	M	L	XL	2XL	3XL	
CHEST CIRCUMFERENCE	31-32	33-35	36-38	39-41	42-44	45-48	49-52	53-58	
PLAYER JERSEY SIZE	S	S	S	M	L	XL	2XL	2XL	
GOALIE JERSEY SIZE	JR	JR	INT	INT	SR	SR	SR	SR	

GAMEWEAR - YOUTH BODY MEASUREMENTS (measurements shown are in inches)						
AGE GROUP / SIZE	3-5 / XXS	5-7 / XS	7-9 / S	9-11 / M	11-13 / L	13-15 / XL
CHEST CIRCUMFERENCE	24-25	25-26	26-27	27-29	29-31	31-34
PLAYER JERSEY SIZE	XS	XS	S/M	S/M	L/XL	L/XL
GOALIE JERSEY SIZE	JR	JR	JR	JR	JR	JR

TEAM APPAREL

TABLE OF CONTENT

ESSENTIALS COLLECTION

FHO6TB - PULLOVER HOODIE	33
TSS6TB - SHORT SLEEVE T-SHIRT	33
TSS5TA - LIGHTWEIGHT TRAINING TEE	33
TSS3TA - SHORT SLEEVE TRAINING TEE	33
OSS5TA - MEN'S SHORT SLEEVE POLO	34
TLS3TA - LONG SLEEVE TRAINING TEE	34
TLS6RA - LONG SLEEVE TRAINING TOP	34
PCF6TB - CUFFED JOGGERS	34
SKN3RA - TEAM TRAINING SHORT	35
SWV6RA - LIGHTWEIGHT TRAINING SHORT	35
FHO6TW2 - WOMEN'S PULLOVER HOODIE	35
TSS6TW2 - WOMEN'S SHORT SLEEVE TEE	35
TSS3TB - WOMEN'S CREW NECK TEE	36
TSS4RW - WOMEN'S SHORT SLEEVE TRAINING TEE	36
PSS4TW - WOMENS POLO	36
TLS4RW - WOMEN'S LONG SLEEVE TRAINING TEE	36
TTK4RA - WOMEN'S TRAINING CROP TOP	37
USB5RW - WOMEN'S TRAINING SPORTS BRA	37
OSS5TB - WOMEN'S SHORT SLEEVE POLO	37
PCF6TW2 - WOMEN'S CUFFED JOGGER	37
PTL4RA - WOMENS TRAINING LEGGINGS	38
SKN6RW - WOMEN'S LIGHTWEIGHT TRAINING SHORT	38
SKN6RW2 - WOMEN'S BIKER SHORTS	38
SOCK3PCK - 3 PACK CREW SOCKS	38
HCB6TA - CUFFED BEANIE	39
HFB6TA - FLATBRIM SNAPBACK CAP	39
HPM6TA - POM KNIT POLAR FLEECE LINING	39
HPM6TB - POM KNIT HAT	39
HSL6TA - SLOUCH ADJUSTABLE CAP	40
HST6TA - STRUCTURED ADJUSTABLE CAP	40
HTR6TA - MESHBACK TRUCKER CAP	40

SIGNATURE COLLECTION

JRS5TD - LIGHTWEIGHT RINK SUIT JACKET	40
PRS5TA - LIGHTWEIGHT RINK SUIT PANT	41
JRM5TA - MID-WEIGHT JACKET	41
JQT6TA - HYBRID QUILTED JACKET	41
JWB4TA - MENS WINDBREAKER	41
VQT5TA - TEAM QUILTED VEST	42
JVT4TA - MENS TRAINING VEST	42
FHO4TA - TEAM FLEECE HOOD	42
FHO6TA - PULLOVER HOODIE	42
FHZ5TA - TEAM TRAVEL ¼ ZIP TOP	43
TLS3TB - LONG SLEEVE PREMIUM TRAINING HOODIE	43
OSS6TA - MEN'S POLO	43
PPF6TA - CUFFED JOGGER	43
PCF6RA - LIGHTWEIGHT TRAINING PANT	44
PTV52A - TRAVEL PANT	44
SWV3TA - 2 IN 1 SHORTS	44
KDR5TAC - DRYLAND KIT	44
JRS5TW - WOMEN'S LIGHTWEIGHT RINK SUIT JACKET	45
PRS5TW - WOMEN'S LIGHTWEIGHT RINK SUIT PANT	45
JQT6TW - WOMEN'S HYBRID QUILTED JACKET	45
VQT5TW - WOMEN'S TEAM QUILTED VEST	45
FHO6TW - WOMEN PULLOVER HOODIE	46
PPF6TW - WOMEN CUFFED JOGGER	46
SWV5RW2 - WOMEN'S 2-IN-1 TRAINING SHORT	46
HSL6RA - PERFORATED TRAINING CAP	46

PREMIUM COLLECTION

JQT4TC - TEAM QUILTED WINTER JACKET	47
JPK5TA - TEAM WINTER JACKET	47
FHO6LD - TECH FLEECE PULLOVER HOODIE	47
FFZ6LA - TECH FLEECE FULL ZIP HOODIE	47
FQZ6LA - TECH FLEECE 1/4 ZIP TOP	48
FCR6LA - TECH FLEECE CREW NECK TOP	48
PCF6LC - TECH FLEECE CUFFED JOGGER	48
PLP6LA - TECH FLEECE TAPERED JOGGER	48
JWN6TW3 - WOMEN'S PUFFER JACKET	49
JWN6TW2 - WOMEN'S WINTER COAT	49
FHO6LW - WOMEN TECH FLEECE PULLOVER HOODIE	49
FFZ6LW - WOMEN TECH FLEECE FULL ZIP TOP	49
PCF6LW - WOMEN TECH FLEECE CUFFED JOGGER	49



NEW
FHO6TB
PULLOVER
HOODIE

BODY /
 INSIDE

Our essential everyday hoodie in soft fleece is the perfect piece for going to and from the rink, gym or just lounging around! The brushed fleece interior keeps you warm and cozy. The perfect team staple.

FIT	REGULAR		
SIZES	AD	XS - 3XL	\$
	YT	S - XL	\$

LOGO	Screen print		
CONTENT	65% Polyester / 35% Cotton		
COLORS	Black (12)	True Navy (T9)	
	Athletic Grey (U6)		



NEW
TSS6TB
SHORT SLEEVE
T-SHIRT

BODY /
 INSIDE

Our classic essential t-shirt in a cotton blend is the perfect piece for working out or just lounging. This t-shirt is a staple in every players closet, you can't go wrong with the classic ccm style tee.

FIT	REGULAR		
SIZES	AD	XS - 3XL	\$
	YT	S - XL	\$

LOGO	Screen print		
CONTENT	75% Polyester / 25% Cotton		
COLORS	Black (12),	True Navy (T9),	
	Red (05),	White (01)	



TSS5TA
LIGHTWEIGHT
TRAINING TEE

BODY /
 INSIDE

Introducing our lightweight training t-shirt engineered for optimal performance. Crafted from a blend of high-quality Polyester and elastane, featuring a CCM logo on the chest, this garment offers comfort and flexibility during your workouts.

FIT	REGULAR		
SIZES	AD	XS - 2XL	\$
	YT	S - XL	\$

LOGO	CCM printed logo		
CONTENT	88% Polyester 12% elastane		
COLORS	Black (12),	True Navy (T9),	Red (05)



TSS3TA
SHORT SLEEVE
TRAINING TEE

BODY /
 INSIDE

Premium short sleeve crewneck training tee made from a soft circular knit fabric with engineered mesh ventilation, strategically placed where breathability is needed most.

FIT	SLIM		
SIZES	AD	S - 2XL	\$
	YT	S - XL	\$

LOGO	CCM 3D silicone print.		
CONTENT	100% Nylon, 160GSM, Circular knit		
COLORS	Black (12),	True Navy (T9),	
	Dark Heather Grey (4B)		



OSS5TA
**MEN'S SHORT SLEEVE
POLO**

**BODY /
INSIDE** Elevate your team wardrobe with our updated polo. Featuring a CCM embroidered logo, this garment is a classic pique fabric.

FIT	REGULAR		
SIZES	AD	S - 2XL	\$
	YT	S - XL	\$

LOGO CCM embroidered logo

CONTENT 60% Cotton 40% Polyester

COLORS Black (I2), True Navy (T9), White (O1), Red (O5)



TLS3TA
**LONG SLEEVE
TRAINING TEE**

**BODY /
INSIDE** Premium long sleeve crewneck training tee made from a soft circular knit fabric with engineered mesh ventilation, strategically placed where breathability is needed most.

FIT	REGULAR		
SIZES	AD	S - 2XL	\$
	YT	S - XL	\$

LOGO CCM 3D silicone print.

CONTENT 100% Nylon, 160GSM, Circular knit

COLORS Black (I2), True Navy (T9), Dark Heather Grey (4B)



NEW
TLS6RA
**LONG SLEEVE
TRAINING TOP**

**BODY /
INSIDE** This light weight training mesh long sleeve top is great for working out in the gym or on the ice. Includes wicking and anti microbial treatment.

FIT	SLIM		
SIZES	AD	S - 3XL	\$
	YT	S - XL	\$

LOGO Screen print

CONTENT 88% Polyester / 12% Spandex

COLORS Black (I2), Charcoal (I9), True Navy (T9), Open Air (244)
BOOKING ONLY:



NEW
PCF6TB
**CUFFED
JOGGERS**

**BODY /
INSIDE** Our essential everyday elasticated jogger in soft fleece is the perfect piece for going to and from the rink, gym or just lounging around! The brushed fleece interior keeps you warm and cozy. The perfect team staple.

FIT	REGULAR		
SIZES	AD	XS - 3XL	\$
	YT	S - XL	\$

LOGO Screen print

CONTENT 65% Polyester / 35% Cotton

COLORS Black (I2), True Navy (T9), Athletic Grey (U6)



12
BLACK



T9
TRUE
NAVY



4B
DARK GREY
HEATHER

SKN3RA
TEAM
TRAINING SHORT



BODY/
INSIDE


Featuring an exposed CCM jacquard elastic waistband with adjustable drawcord and open side pockets, the team training short makes training day the best day. 7" inseam length.

FIT	REGULAR		
SIZES	AD	XS - 2XL	\$
	YT	S - XL	\$

LOGO CCM heat transfer logo.

CONTENT 93% Polyester, 7% Elastane jersey with moisture wicking, 210gsm

COLORS Black (12), True Navy (T9), Dark Heather Grey (4B)



T9
TRUE NAVY

COMING SOON

12
BLACK

COMING SOON

19
CHARCOAL

NEW
SWV6RA
LIGHTWEIGHT
TRAINING SHORT

BODY/
INSIDE

The same lightweight woven anti static fabric you know and love but now with an updated waistband and ccm branded side zip pockets to store your small essentials. Super comfortable a ccm classic style.

FIT	REGULAR		
SIZES	AD	S - 3XL	\$
	YT	S - XL	\$

LOGO CCM 3D silicone print.

CONTENT 100% Polyester

COLORS Black (12), True Navy (T9), Charcoal (19)



12
BLACK

COMING SOON

T9
TRUE
NAVY

COMING SOON

U6
ATHLETIC
GREY

NEW
FHO6TW2
WOMEN'S PULLOVER
HOODIE

BODY/
INSIDE

Our essential everyday hoody in soft fleece is the perfect piece for going to and from the rink, gym or just lounging around! The brushed fleece interior keeps you warm and cozy. The perfect team staple.

FIT	REGULAR		
SIZES	W	XS - 2XL	\$

LOGO Screen print

CONTENT 65% Polyester / 35% Cotton

COLORS Black (12), True Navy (T9), Athletic Grey (U6)



12
BLACK

COMING SOON

T9
TRUE
NAVY

COMING SOON

01
WHITE

NEW
TSS6TW2
WOMEN'S SHORT
SLEEVE TEE

BODY/
INSIDE


Our classic essential t-shirt in a cotton blend is the perfect piece for working out or just lounging. This t-shirt is a staple in every players closet, you can't go wrong with the classic ccm style tee.

FIT	REGULAR		
SIZES	W	XS - 2XL	\$

LOGO Screen print

CONTENT 75% Polyester / 25% Cotton

COLORS Black (12), True Navy (T9), White (01)



12
BLACK



T9
TRUE
NAVY

TSS3TB
**WOMEN'S
CREW NECK TEE**


**BODY /
INSIDE** Your favorite go to tee, with soft
lightweight fabric to keep you cool,
every day, everywhere.

FIT	REGULAR		
SIZES	W	XS - XL	\$

LOGO CCM embroidery

CONTENT 50% Polyester / 25% Cotton /
25% Rayon, 152GSM

COLORS Black (12), True Navy (T9)



12
BLACK



T9
TRUE
NAVY

TSS4RW
**WOMEN'S SHORT SLEEVE
TRAINING TEE**


**BODY /
INSIDE** Features circular knit technology with
breathability holes integrated to help
evaporation, AER-TEC technology and
a soft hand feel fabric. Seamless
construction for added comfort
and flexibility.

FIT	SLIM		
SIZES	W	XS - XL	\$

LOGO CCM 3D silicone PRINT

CONTENT 100% nylon, 160GSM, circular knit W /
Wicking treatment and quickdry

COLORS Black (12), True Navy (T9)



12
BLACK



T9
TRUE
NAVY

PSS4TW
**WOMENS
POLO**

**BODY /
INSIDE** Women's fitted polo. Performance fabric,
breathable and moisture wicking.
Silver yarn acts as anti-microbial.

FIT	REGULAR		
SIZES	W	XS - XL	\$

LOGO Embroidered CCM logo

CONTENT 93% Polyester / 5% Elastane / 2% Silver Jersey

COLORS Black (12), True Navy (T9)



12
BLACK



T9
TRUE
NAVY

TLS4RW
**WOMEN'S LONG SLEEVE
TRAINING TEE**


**BODY /
OTHER** Features circular knit technology with
breathability holes integrated to help
evaporation, AER-TEC technology and
a soft hand feel fabric. Seamless
construction for added comfort
and flexibility.

FIT	SLIM		
SIZES	W	XS - XL	\$

LOGO CCM 3D silicone print

CONTENT 100% Nylon, 160GSM, circular knit W /
Wicking treatment and quickdry

COLORS Black (12), True Navy (T9)



12
BLACK



T9
TRUE
NAVY

**TTK4RA
WOMEN'S TRAINING
CROP TOP**

BODY/
INSIDE

Features a high neck crop top, curve hugging design, racer back, wide elastic under the bust and a doubled layer front. Perforated lining and back insert to help evaporation. Hidden pocket at front chest lining.

FIT	COMPRESSION		
	W	XS - XL	\$

LOGO CCM heat transfer label

CONTENT 78% recycled Polyester / 22% elastane interlock one side with light peach in 250g/m².

COLORS Black (12), True Navy (T9)



12
BLACK



T9
TRUE
NAVY

BOOKING ONLY
**USB5RW
WOMEN'S TRAINING
SPORTS BRA**

BODY/
OTHER


Our new women's sport bra is crafted from a premium blend of elastane and Polyester. Featuring a CCM underbust waistband for great support and comfort.

FIT	FITTED		
	W	XS - 2XL	\$

LOGO CCM underbust waistband

CONTENT 64% Polyester / 36% Elastane

COLORS Black (12), True Navy (T9)



12
BLACK



T9
TRUE
NAVY



O1
WHITE

BOOKING ONLY
**OSS5TB
WOMEN'S
SHORT SLEEVE POLO**

BODY/
INSIDE

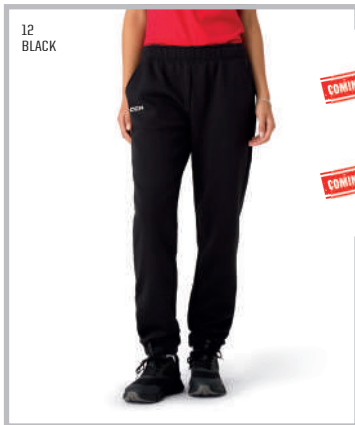
Elevate your team wardrobe with our updated polo. Featuring a CCM embroidered logo, this garment is a classic piqué fabric.

FIT	REGULAR		
	W	XS - XL	\$

LOGO CCM embroidered logo

CONTENT 60% Cotton / 40% Polyester

COLORS Black (12), True Navy (T9), White (O1)



12
BLACK

COMING SOON

T9
TRUE
NAVY

COMING SOON

U6
ATHLETIC
GREY

NEW
**PCF6TW2
WOMEN'S CUFFED
JOGGER**

BODY/
INSIDE


Our essential everyday elasticated jogger in soft fleece is the perfect piece for going to and from the rink, gym or just lounging around! The brushed fleece interior keeps you warm and cozy. The perfect team staple.

FIT	REGULAR		
	W	XS - XL	\$

LOGO Screen print

CONTENT 65% Polyester / 35% Cotton

COLORS Black (12), True Navy (T9), Athletic Grey (U6)



12
BLACK

T9
TRUE
NAVY

**PTL4RA
WOMENS TRAINING
LEGGINGS**

BODY /
INSIDE

Features a curve hugging design, a deep cellphone pocket on the side, an adjustable waist and a hidden pocket in the front waistband.

FIT	COMPRESSION		
	SIZES	W	XS - XL

LOGO CCM Heat-transfer label

CONTENT 78% recycled Polyester / 22% elastane interlock one side with light peach in 250g/m².

COLORS Black (12), True Navy (T9)



12
BLACK

T9
TRUE
NAVY

**NEW
SKN6RW
WOMEN'S LIGHTWEIGHT
TRAINING SHORT**

BODY /
INSIDE


These casual shorts are soft, light, quick-drying, and designed to flatter your body, includes wicking and anti microbial treatment your new go to short.

FIT	REGULAR		
	SIZES	W	2XS - 2XL

LOGO Screen print

CONTENT 88% Recycled Polyester / 12% spandex

COLORS Black (12), True Navy (T9)



T9
TRUE NAVY

12
BLACK

**NEW
SKN6RW2
WOMEN'S
BIKER SHORTS**

BODY /
INSIDE

These soft high waisted 7" bike shorts are great for working out or wearing daily, the wide waistband gives you extra comfort and stays put as you train. Made from recycled polyester spandex includes wicking and anti microbial treatment. This style provides the ultimate comfort for working out it's breathable, and fast drying.

FIT	REGULAR		
	SIZES	W	2XS - 2XL

LOGO Screen print

CONTENT 78% Recycled Polyester / 22% spandex

COLORS Black (12), True Navy (T9)



01
WHITE

**NEW
SOCK3PCK
3 PACK
CREW SOCKS**

BODY /
OTHER

The essential 3 pack cotton training crew sock, offers a cushioned sole, reinforced heel and toe for extra comfort and arch support.

SIZES	L/XL (10-13)	\$
	S/M (8-10)	\$
	XS - YOUTH (3-6)	\$

LOGO Woven label

CONTENT 78% Cotton / 20% Polyester / 2% Spandex

COLORS White (01)



12
BLACK

T9
TRUE
NAVY

05
RED

19
CHARCOAL

NEW
HCB6TA
CUFFED
BEANIE


BODY / OTHER Cuffed flat knit beanie with CCM logo on a woven label.

SIZES	AD	OSFA	\$
	YT	OSFA	\$

LOGO CCM woven label

CONTENT 70% Acrylic / 30% Recycled Acrylic

COLORS Black (12), Charcoal (19) True Navy (T9), Red (05)



12
BLACK

T9
TRUE
NAVY

19
CHARCOAL

NEW
HFB6TA
FLATBRIM
SNAPBACK CAP

BODY / OTHER Flat brim cap with adjustable plastic snap. Clean design with embroidered CCM logo on the side.

SIZES	AD	OSFA	\$
	YT	OSFA	\$

LOGO Raised embroidery

CONTENT 100% Recycled Polyester

COLORS Black (12) Charcoal (19) True Navy (T9)



12
BLACK

T9
TRUE
NAVY

05
RED

19
CHARCOAL

NEW
HPM6TA
POM KNIT POLAR
FLEECE LINING

BODY / OTHER Pom knit beanie with fleece lining, block colored body and a two-colored pom. CCM logo in intarsia knit, black woven label on fold up.

SIZES	AD	OSFA	\$
	YT	OSFA	\$

LOGO Jacquard knitted CCM and woven label

CONTENT 70% acrylic / 30% recycled acrylic fleece lining; 100% polyester

COLORS Black (12) Charcoal (19) True Navy (T9) Red (05)



12
BLACK

T9
TRUE
NAVY

05
RED

19
CHARCOAL

NEW
HPM6TB
POM KNIT
HAT

BODY / OTHER Cuffed flat knit w rib hat, woven CCM label and topped with a chunky pom.

SIZES	AD	OSFA	\$
	YT	OSFA	\$

LOGO CCM woven label

CONTENT 70% acrylic / 30% recycled acrylic

COLORS Black (12) Charcoal (19) True Navy (T9) Red (05)



NEW
HSL6TA
SLOUCH
ADJUSTABLE CAP

BODY / OTHER Lightweight, incredibly breathable structured front panel with perforated back and hook and loop closure.

SIZES	AD	OSFA	\$
	YT	OSFA	\$
LOGO	Embroidered CCM		
CONTENT	100% Organic Cotton		
COLORS	Black (12) Charcoal (19)	True Navy (T9)	



NEW
HST6TA
STRUCTURED
ADJUSTABLE CAP

BODY / OTHER Unique rope design on the top of the bill. Lightweight, incredibly breathable structured front panel with moisture wicking Sweatband.

SIZES	AD	OSFA	\$
	YT	OSFA	\$
LOGO	CCM woven patch		
CONTENT	97% Recycled Polyester / 3% PU Spandex		
COLORS	Black (12) Red (05)	True Navy (T9) Charcoal (19)	



NEW
HTR6TA
MESHBACK
TRUCKER CAP

BODY / OTHER Structured cotton front panel paired with a breathable mesh back for enhanced airflow and comfort. Features CCM logo piping on the brim and an embroidered CCM logo on the left side. Finished with an adjustable snapback closure for a customizable fit.

SIZES	AD	OSFA	\$
	YT	OSFA	\$
LOGO	Raised embroidery		
CONTENT	97% Recycled Polyester		
COLORS	Black (12) Red (05)	True Navy (T9) Charcoal (19)	

SIGNATURE COLLECTION



JRS5TD / YT JRS5TD
LIGHTWEIGHT
RINK SUIT JACKET

BODY / INSIDE Body: Our rink suit jacket is built with great features and benefits such as a new breathable fabric that offers a 4-way stretch, reduced noise friction and AER-TEC technology. Features include zippered side pockets, elasticated hem and cuffs for comfort. Strategic placement of interior zippers that allow access for customization.

INSIDE: Easy access for embellishment, pocket at the bottom and an ID label for easy identification.

FIT	REGULAR		
SIZES	AD	S - 3XL	\$
	YT	2XS - XL	\$
LOGO	Strategically positioned embroidered CCM logo provides front left side of the wearer and top back embellishment zones.		
CONTENT	100% Polyester (300 Double knit+Film+500 knit)		
COLORS	Black (12) Charcoal (19)	True Navy (T9) Team Royal (6C)	Red (05)



PR55TA LIGHTWEIGHT RINK SUIT PANT

BODY/
INSIDE

Body: Our rink suit pant is built with great features and benefits such as a new breathable fabric that offers a 4-way stretch, reduced noise friction and AER-TEC technology. Features an adjustable waistband with drawcord, zippered pockets and bottom side zippers.

Inside: CCM clear gel grip elastic at waist and bottom, mesh lining and ID label for easy identification.

FIT	REGULAR		
SIZES	AD	S - 3XL	\$
	YT	2XS - XL	\$

LOGO	Strategically positioned embroidered CCM logo		
CONTENT	100% Polyester (300 Double knit +Film+500 knit)		
COLORS	Black (12) Team Royal (6C)	True Navy (T9) Charcoal (19)	Red (05)



JRM5TA / YT JRM5TA MID-WEIGHT JACKET

BODY/
INSIDE

Body: New 4-way stretch fabric that offers comfort, warmth, reduced noise friction, AER-TEC technology. Features zippered side pockets, easy access at back for embellishments.

Inside: Polar fleece lining inside collar and body for added warmth, inner drop-in pocket, ID label for easy identification.

FIT	REGULAR		
SIZES	AD	S - 3XL	\$
	YT	2XS - XL	\$

LOGO	Strategically positioned embroidered CCM logo		
CONTENT	100% Polyester (300 Double knit+Film+500 knit). 100% Polyester Microfleece lining.		
COLORS	Black (12)	True Navy (T9)	Charcoal (19)



NEW JQT6TA HYBRID QUILTED JACKET

BODY/
INSIDE

Our hybrid jacket made of recycled poly is great for traveling from game to game or wearing indoors as a layering piece.

This style provides style and comfort.

FIT	SLIM		
SIZES	AD	XS - 3XL	\$
	YT	S - XL	\$

LOGO	Embroidered		
CONTENT	100% Recycled Polyester		
COLORS	Black (12)	True Navy (T9)	



JWB4TA MENS WINDBREAKER

BODY/
INSIDE

Packable windbreaker with ripstop fabric. The packable design allows you to fold it up to the back pocket. Features zippered pocket on the right side of the wearer, ventilation opening on the back and reflective tape.

FIT	SLIM		
SIZES	AD	XS-2XL	\$

LOGO	Reflective CCM logo		
CONTENT	100% Polyester ripstop 20,000mm water repellent 15,000 g/m ² /24h breathability		
COLORS	Black (12) Charcoal (19)	True Navy (T9)	



12
BLACK



T9
TRUE
NAVY

VQT5TA TEAM QUILTED VEST

BODY /
INSIDE

Body: On the rink or on the road this versatile vest is a cold weather must have, great for layering, it's light and warm. Features a CCM embroidered logo on the chest and YKK zippers at the pockets and center zip.

Inside: Fully lined with Thinsulate

FIT	REGULAR		
SIZES	AD	S - 2XL	\$

LOGO Strategically positioned embroidered CCM logo

CONTENT 100% Polyester Ripstop, DWR (Durable Water Repellent) Coating

COLORS Black (12) True Navy (T9)



12
BLACK



T9
TRUE
NAVY



4B
DARK GREY
HEATHER

JVT4TA MENS TRAINING VEST

BODY /
INSIDE

Light, warm, highly versatile insulation performs as a stand alone or mid layer resists wind and light weather. Stretch side panels aid ventilation and freedom fit with zippered side pockets.

FIT	SLIM		
SIZES	AD	XS-2XL	\$

LOGO Reflective CCM logo

CONTENT 100% Polyester

COLORS Black (12) True Navy (T9)
Charcoal (19)



12
BLACK



T9
TRUE
NAVY



4B
DARK GREY
HEATHER



05
RED

FHO4TA TEAM FLEECE HOOD

BODY /
INSIDE

Classic laced hoodie. Updated for easy post-embellishments.

FIT	REGULAR		
SIZES	AD	XS - 2XL	\$
	YT	S - XL	\$

LOGO CCM embroidery

CONTENT Solid colors: 70% cotton, 30% Polyester
Dark heather grey: 50% cotton, 50% Polyester

COLORS Black (12) True navy (T9) Dark heather grey (4B)
Red (05)



12
BLACK



T9
TRUE
NAVY



19
CHARCOAL

NEW FHO6TA PULLOVER HOODIE

BODY /
INSIDE

Classic laced hoodie. Updated for easy post-embellishments.

FIT	REGULAR		
SIZES	AD	XS - 3XL	\$
	YT	S - XL	\$

LOGO CCM embroidery

CONTENT 70% cotton / 30% Polyester

COLORS Black (12) Charcoal (19) True navy (T9)



FHZ5TA TEAM TRAVEL 1/4 ZIP TOP

BODY/
INSIDE

This new athletic quarter zip top is a versatile piece that is perfect for team outings. Made from a soft high-quality recycled fabric, this garment features a CCM embroidered logo and YKK zipper.

FIT	REGULAR		
SIZES	AD	S - 2XL	\$
	YT	S - XL	\$

LOGO Logo: CCM Embroidered logo

CONTENT 49% recycled Polyester, 23% Cotton, 23% Lyocell, 5% Elastane

COLORS Black (12) True Navy (T9)
Charcoal (19)



TLS3TB LONG SLEEVE PREMIUM TRAINING HOODIE

BODY/
INSIDE

Premium long sleeve training hoodie made from a soft knit fabric with engineered mesh ventilation, strategically placed where breathability is needed most.

FIT	SLIM		
SIZES	AD	S - 2XL	\$
	YT	S - XL	\$

LOGO CCM tonal embroidery

CONTENT 93% Polyester, 5% Elastane, 2% Silver, 160GSM, Moisture wicking and antibacterial

COLORS Black (12) True Navy (T9)
Dark Heather Grey (48)



NEW OSS6TA MEN'S POLO

BODY/
INSIDE

This light weight polo with embroidered logo is breathable and light weight, made of recycled polyester and spandex blend that is sweat-wicking. It's the perfect go to polo.

FIT	REGULAR		
SIZES	AD	XS - 3XL	\$
	YT	S - XL	\$

LOGO Embroidered

CONTENT 88% Recycled Polyester / 12% Spandex

COLORS Black (12) True Navy (T9) Red (05)
Charcoal (19)
BOOKING ONLY: Open Air (244)



NEW PFP6TA CUFFED JOGGER

BODY/
INSIDE

Our signature fleece jogger offers superior quality and comfort includes pockets, embroidery details and branded tipping. It's the perfect item keeps you stylish and warm

FIT	REGULAR		
SIZES	AD	XS - 3XL	\$
	YT	S - XL	\$

LOGO Embroidery

CONTENT 70% Cotton / 30% Polyester

COLORS Black (12) True Navy (T9)
Charcoal (19)



12 BLACK



T9 TRUE NAVY

NEW
PCF6RA
LIGHTWEIGHT TRAINING PANT

BODY / INSIDE


This lightweight performance men's training pant is perfect for training or wearing casually, provides a 4 way stretch for extra comfort as you move, a staple in every man's wardrobe.

FIT	SLIM		
SIZES	AD	S-2XL	\$

LOGO Embroidery

CONTENT 76% Nylon / 24% Spandex

COLORS Black (12) True Navy (T9)



12 BLACK

PTV52A TRAVEL PANT

BODY / INSIDE


Introducing our team travel pant crafted from breathable, quick-dry and stretch fabric. These lightweight pants feature a flat drawcord, side pockets, and comfortable waistband.

FIT	REGULAR		
SIZES	AD	XS - 2XL	\$
	YT	S - XL	\$

LOGO CCM 3D silicone print

CONTENT 50% Elastomultiester / 50% Polyester

COLORS Black (12)



12 BLACK



T9 TRUE NAVY

19 CHARCOAL

SWV3TA 2 IN 1 SHORTS

BODY / INSIDE

Ventilated with moisture-wicking technology with zippered side pockets. Premium exposed CCM jacquard elastic at the back with an adjustable waistband with drawcord and zippered side pockets.

7" Legging, 6" Short

FIT	SLIM BASELAYER UNDERNEATH		
SIZES	AD	XS - 2XL	\$

LOGO CCM silicone print.

CONTENT 100% Polyester plain woven fabric, moisture wicking, anti-static, 85GSM

COLORS Black (12) True Navy (T9)
Charcoal (19)



12 BLACK



T9 TRUE NAVY

05 RED

KDR5TAC DRYLAND KIT

BODY / INSIDE

Our updated Dry Land Kit is the perfect ensemble for your training needs. Included in the drawstring bag is our new lightweight training T-shirt, crafted from breathable Polyester and elastane, our soft hand-feel shorts and 100% cotton socks.

FIT	REGULAR		
SIZES	AD	XS - 2XL	\$
	YT	XS - XL	\$

LOGO CCM printed logo

CONTENT The Bag : 100%Polyester
The T-shirt : 88% Polyester and 12% elastane
The shorts: 82%Polyester and 18%elastane
The socks: 100%cotton

COLORS Shorts: Grey (12)
Top: Navy (T9) Red (05) Black (12)
Socks: White (01)

12
BLACKT9
TRUE
NAVY

AER-TEC

JRS5TW WOMEN'S LIGHTWEIGHT RINK SUIT JACKET

BODY /
INSIDE

Body: Our rink suit jacket is built with great features and benefits such as a new breathable fabric that offers a 4-way stretch, reduced noise friction and AER-TEC technology. Features include zippered side pockets, elasticated hem and cuffs for comfort. Strategic placement of interior zippers that allow access for embellishment. Designed for women.

Inside: Easy access for embellishment, pocket at the bottom and an ID label for easy identification.

FIT	REGULAR		
SIZES	W	XS - XL	\$

LOGO Strategically positioned embroidered CCM logo provides front left side of the wearer and top back embellishment zones.

CONTENT 100% Polyester
(300 Double knit+Film+500 knit)

COLORS Black (12) True Navy (T9)

12
BLACKT9
TRUE
NAVY

PRS5TW WOMEN'S LIGHTWEIGHT RINK SUIT PANT

BODY /
INSIDE

Body: Our rink suit pant is built with great features and benefits such as a new breathable fabric that offers a 4-way stretch, reduced noise friction and AER-TEC technology. Features an adjustable waistband with drawcord, zippered pockets and bottom side zippers. Designed for women.

Inside: CCM clear gel grip elastic at waist and bottom, mesh lining and zipper ID label for easy identification

FIT	REGULAR		
SIZES	W	XS - XL	\$

LOGO Strategically positioned embroidered CCM logo

CONTENT 100% Polyester
(300 Double knit+Film+500 knit)

COLORS Black (12) True Navy (T9)

12
BLACK

COMING SOON

T9
TRUE
NAVY

NEW JQT6TW WOMEN'S HYBRID QUILTED JACKET

BODY /
INSIDE

Our hybrid jacket made of recycled poly is great for traveling from game to game or wearing indoors as a layering piece. This style provides style and comfort.

FIT	REGULAR		
SIZES	W	XS - 2XL	\$

LOGO Embroidered

CONTENT 100% Recycled Polyester

COLORS Black (12) True Navy (T9)

12
BLACKT9
TRUE
NAVY

BOOKING ONLY VQT5TW WOMEN'S TEAM QUILTED VEST

BODY /
INSIDE

On the rink or on the road this versatile vest is a cold weather must have, great for layering, it's light and warm. Features a CCM embroidered logo on the chest and YKK zippers at the pockets and center zip. Designed for women.

FIT	REGULAR		
SIZES	W	XS - XL	\$

LOGO CCM embroidered logo

CONTENT 100% Polyester Ripstop,
DRW (Durable Water Repellent) Coating

COLORS Black (12) True Navy (T9)



NEW
FHO6TW
WOMEN PULLOVER
HOODIE

BODY /
INSIDE

Our signature fleece hoody offers superior quality and comfort includes pockets, embroidery details and branded tipping. It's the perfect item keeps you stylish and warm

FIT	REGULAR		
SIZES	W	XS - 2XL	\$
LOGO	Embroidery		
CONTENT	70% cotton / 30% Polyester		
COLORS	Black (12) Charcoal (19)	True navy (T9)	



NEW
PFP6TW
WOMEN CUFFED
JOGGER

BODY /
INSIDE

Our signature fleece jogger offers superior quality and comfort includes pockets, embroidery details and branded tipping. It's the perfect item keeps you stylish and warm

FIT	REGULAR		
SIZES	W	XS - XL	\$
LOGO	Embroidery		
CONTENT	70% Cotton / 30% Polyester		
COLORS	Black (12) Red (05) Charcoal (19)	True Navy (T9) Team Royal (6C)	



SWV5RW2
WOMEN'S 2-IN-1
TRAINING SHORT

BODY /
INSIDE

Our 2-in-1 shorts offer the perfect combination of style and durability. Made from 100% Polyester, the shorts feature a 3D silicone CCM logo, ventilated side panels and an adjustable drawstring.

FIT	REGULAR		
SIZES	W	XS - 2XL	\$
LOGO	CCM 3D silicone print.		
CONTENT	100% Polyester (top layer) 74% Polyester, 26% Elastane (inside)		
COLORS	Black (12)	True Navy (T9)	



NEW
HSL6RA
PERFORATED
TRAINING CAP

BODY /
OTHER

Lightweight and breathable training cap featuring a perforated 100% polyester front and mesh back panels for optimal ventilation. Designed with CCM logo piping on the brim and an embroidered CCM logo on the left side. Finished with an adjustable snapback closure for a secure fit.

SIZES	AD	OSFA	\$
	YT	OSFA	\$
LOGO	Screen print and embroidery		
CONTENT	100% Recycled Polyester		
COLORS	Black (12) Charcoal (19)	True Navy (T9)	



JQT4C
TEAM QUILTED WINTER JACKET

BODY / INSIDE
Body: The new Team Quilted Winter Jacket features multiple easy access embellishment entries. Additional details include zippered pockets and packable hood design. The jacket can be packed inside the provided bag and acts like a pillow.

Inside: 200gsm Thinsulate insulation. The jacket features a cellphone pocket on the left side of the wearer. Lining is printed with the iconic CCM logo.

FIT	REGULAR		
SIZES	AD	S - 3XL	\$
	YT	2XS - XL	\$

LOGO	Strategically positioned embroidered CCM logo provides full front and back embellishment zones.		
CONTENT	100% Polyester Ripstop, 65GSM, DWR (Durable Water Repellent) Coating, Thinsulate insulation.		
COLORS	Black (12)	True Navy (T9)	Charcoal (19)



JPK5TA
TEAM WINTER JACKET

BODY / INSIDE
Body: A winter jacket great for players and coaches that is durable and ready for whatever winter throws your way. Includes a YKK zipper, reflective logos on the hood and chest, comfortable ribbed cuffs. This jacket will keep you warm and dry during the cold winter months.

Inside: Fully lined interior with Thinsulate insulation at hood, body and sleeves.

FIT	REGULAR		
SIZES	ADULT UNISEX FIT	S - 3XL	\$
	YT	2XS - XL	\$

LOGO	Strategically positioned reflective CCM logos at hood and chest		
CONTENT	92% Nylon 8% Elastane		
COLORS	Black (12)	True Navy (T9)	Charcoal (19)



NEW
FHO6LD
TECH FLEECE PULLOVER HOODIE

BODY / INSIDE
Our stylish hoody is a wardrobe staple made of tech fleece using recycled polyester it will keep you stylish without adding bulk to your look, includes our embroidered ccm logo.

FIT	REGULAR		
SIZES	AD	XS - 3XL	\$
	YT	S - XL	\$

LOGO	Embroidery		
CONTENT	42% Polyester / 40% Recycled Polyester 12% Rayon / 6% Spandex		
COLORS	Black (12)	True navy (T9)	Charcoal (19)



NEW
FFZ6LA
TECH FLEECE FULL ZIP HOODIE

BODY / INSIDE
Sleek and stylish our locker room tech fleece zip up hoody is made of recycled polyester and will keep you stylish without adding bulk to your look, includes our embroidered CCM logo and branded zipper pulls.

FIT	REGULAR		
SIZES	AD	XS - 3XL	\$
	YT	S - XL	\$

LOGO	Embroidery		
CONTENT	42% Polyester / 40% Recycled Polyester 12% Rayon / 6% Spandex		
COLORS	Black (12)	True navy (T9)	Charcoal (19)



12
BLACK

T9
TRUE
NAVY

19
CHARCOAL

NEW
FQZ6LA
TECH FLEECE
1/4 ZIP TOP

BODY /
INSIDE

The fashionable quarter zip top made of tech fleece and using recycled polyester looks great in and out of the locker room, includes a ccm embroidery and branded zipper pulls.

FIT	REGULAR		
SIZES	AD	XS - 3XL	\$
	YT	S - XL	\$

LOGO Embroidery

CONTENT 42% Polyester / 40% Recycled Polyester
12% Rayon / 6% Spandex

COLORS Black (12) True Navy (T9)
Charcoal (19)



12
BLACK

T9
TRUE
NAVY

19
CHARCOAL

NEW
FCR6LA
TECH FLEECE
CREW NECK TOP

BODY /
INSIDE

Sleek and stylish our locker room tech fleece crew neck is made of recycled polyester and will keep you stylish without adding bulk to your look, includes our embroidered CCM logo.

FIT	REGULAR		
SIZES	AD	XS - 3XL	\$
	YT	S - XL	\$

LOGO Embroidery

CONTENT 42% Polyester / 40% Recycled Polyester
12% Rayon / 6% Spandex

COLORS Black (12) True navy (T9)
Charcoal (19)



12
BLACK

T9
TRUE
NAVY

19
CHARCOAL

NEW
PCF6LC
TECH FLEECE
CUFFED JOGGER

BODY /
INSIDE

These classic tech fleece cuffed joggers are comfortable and stylish, made of tech fleece and using recycled polyester, they look great in and out of the locker room, includes a ccm embroidery and branded zipper pulls.

FIT	REGULAR		
SIZES	AD	XS - 3XL	\$
	YT	S - XL	\$

LOGO Embroidery

CONTENT 42% Polyester / 40% Recycled Polyester
12% Rayon / 6% Spandex

COLORS Black (12) True navy (T9)
Charcoal (19)



12
BLACK

T9
TRUE
NAVY

19
CHARCOAL

NEW
PLP6LA
TECH FLEECE
TAPERED JOGGER

BODY /
INSIDE

These classic tech fleece pants are comfortable and stylish, made of tech fleece and using recycled polyester, they look great in and out of the locker room, includes a CCM embroidery and branded zipper pulls.

FIT	REGULAR		
SIZES	AD	XS - 3XL	\$
	YT	S - XL	\$

LOGO Embroidery

CONTENT 42% Polyester / 40% Recycled Polyester
12% Rayon / 6% Spandex

COLORS Black (12) True navy (T9)
Charcoal (19)



NEW
JWN6TW3
WOMEN'S
PUFFER JACKET

BODY / INSIDE Short women's puffer jacket filled with 3M™ Thinsulate™ padding, seam sealed for extra warmth and water resistant perfect for your everyday needs

FIT	REGULAR	
	W	2XS - 2XL
SIZES		\$

LOGO Embroidered

CONTENT 100% Recycled Polyester

COLORS Black (12) True Navy (T9)



NEW
JWN6TW2
WOMEN'S
WINTER COAT


BODY / INSIDE Seam-sealed construction for enhanced weather protection, 3M™ Thinsulate™ for warmth, water repellent and adjustable waist are just a few great features that make our new women's coat great! Offers an embroidered and a cool ccm patch on the sleeve and made of recycled polyester.

FIT	REGULAR	
	W	2XS - 2XL
SIZES		\$

LOGO Embroidered

CONTENT 100% Recycled Polyester

COLORS Black (12) True Navy (T9)



NEW
FHO6LW
WOMEN TECH FLEECE
PULLOVER HOODIE


BODY / INSIDE Our stylish hoody is a wardrobe staple made of tech fleece using recycled polyester it will keep you stylish without adding bulk to your look, includes our embroidered CCM logo.

FIT	REGULAR	
	W	XS - 2XL
SIZES		\$

LOGO Embroidery

CONTENT 42% Polyester / 40% Recycled Polyester 12% Rayon / 6% Spandex

COLORS Black (12) Charcoal (19) True navy (T9)



NEW
FFZ6LW
WOMEN TECH FLEECE
FULL ZIP TOP

BODY / INSIDE Sleek and stylish our locker room women's tech fleece zip up jacket is made of recycled polyester and will keep you stylish without adding bulk to your look, includes our embroidered ccm logo and branded zipper pulls.

FIT	REGULAR	
	W	2XS - 2XL
SIZES		\$

LOGO Embroidery

CONTENT 42% Polyester / 40% Recycled Polyester 12% Rayon / 6% Spandex

COLORS Black (12) Charcoal (19) True navy (T9)



NEW
PCF6LW
WOMEN TECH FLEECE
CUFFED JOGGER

BODY / INSIDE These classic tech fleece women's cuffed joggers are comfortable and stylish, made of tech fleece and using recycled polyester, they look great in and out of the locker room, includes a ccm embroidery and branded zipper pulls.

FIT	REGULAR	
	W	2XS - 2XL
SIZES		\$

LOGO Embroidery

CONTENT 42% Polyester / 40% Recycled Polyester 12% Rayon / 6% Spandex

COLORS Black (12) Charcoal (19) True Navy (T9)

INTEGRATED NECK GUARDS

WE HAVE GOT YOU (COMFORTABLY) COVERED.

EXPERIENCE GREAT PROTECTION WITHOUT COMPROMISE.

BNO certification visible at the back
Anti-snap and adjustable closure for secure, well-tailored fit.



Flat seams and soft liner for ultimate comfort
Collar and Bib-embedded cut-resistant material for neck and chest protection



Silicone anti-slip grips at the forearms keep elbow pads in place.

Cut resistant cuffs For wrist protection

TECH 001

PROTECTION

TACKS PRO TOP

DESIGNED FOR PRO-LEVEL PROTECTION, OUR TACKS PRO BASELAYER TOP FEATURES INTEGRATED A6 CUT-RESISTANT FABRIC AT THE NECK AND WRISTS TO GUARD AGAINST LACERATIONS IN HIGH-RISK ZONES. STRATEGIC RIB AND SHOULDER FOAM PADDING OFFERS IMPACT PROTECTION WITHOUT COMPROMISING MOBILITY, MAKING IT THE ULTIMATE BASE LAYER FOR HIGH-CONTACT PLAY.

TACKS PRO PANTS

DESIGNED FOR TOTAL LOWER BODY PROTECTION, THE TACKS PRO PANT FEATURES OUR INTEGRATED JOCK SYSTEM FOR SECURE SUPPORT, ALONG WITH CUT-RESISTANT ZONES ON THE INNER THIGHS AND BACK OF LEGS (A6 SR, A3 JR & YT), PROTECTING AGAINST SKATE LACERATIONS.

TECH 002

COMFORT

EXPERIENCE ELEVATED PERFORMANCE WITH OUR REDESIGNED HOCKEY BASE LAYER FEATURING A NEW NECK OPENING FOR ENHANCED COMFORT AND MOBILITY. THE UPDATED FIT REDUCES PRESSURE AND DISTRACTION, ALLOWING YOU TO STAY FOCUSED ON THE GAME.

TECH 003

BREATHABILITY

STAY COOL UNDER PRESSURE WITH OUR VENTILATED BACK AND AER-TEC THERMOREGULATION SYSTEM, DESIGNED TO MAXIMIZE AIRFLOW AND KEEP YOU DRY SHIFT AFTER SHIFT. STRATEGICALLY PLACED MESH ZONES AND THE AER-TEC INTEGRATION ENHANCE BREATHABILITY WITHOUT COMPROMISING COVERAGE, SO YOU STAY FOCUSED, FRESH AND READY TO MOVE.

		A6 ANSI/ISEA LEVEL 6 Cut protection. For even higher cutting loads.				A3 ANSI/ISEA LEVEL 3 Cut protection.					
		BLTTKPRO		BLFTW26		BLTK		BLTCCM26			
ANSI/ISEA CUT PROTECTION		SR	SR	JR	YT	SR	JR	YT	SR	JR	YT
A3	COLLAR				●			●	●	●	●
	WRIST			●	●		●	●			
A6	COLLAR	●	●	●		●	●				
	WRIST	●	●			●					

ANSI / ISEA 105 LEVEL	CUT FORCE (g min) (g max)		HAZARD LEVEL
A3	1000	1499	LIGHT / MEDIUM
A4	1500	2199	MEDIUM
A5	2200	2999	MEDIUM / HIGH
A6	3000	3999	HIGH

CUT PROTECTION RATINGS

- ANSI/ISEA standards for cut resistance classifications present a scale from A1 to A9 and outline level of protection with respect to cutting load force and estimated Hazard Levels.
- Level requirements are dependent on the activity taking place.
- On-ice sports like speed skating use A3 as a baseline.
- Our hockey-specific range of protection sits between A3 and A6.
- Your choice will depend on level of play, desired protection, and budget.
- Need a solid baseline protection? Choose our A3 Shirt.
- Going up against fast-paced and heavy opponents? Choose the PRO A6 Shirt.

SR - MEN - BASE LAYER SIZING					
SR	S	M	L	XL	2XL

SR - WOMEN - BASE LAYER SIZING					
WM	S	M	L	XL	2XL



NGPRO PRO CUT RESISTANT BIBBED NECK GUARD

- FEATURES
- ANSI Level 3 Cut Resistant Material
 - Soft molded shape around the neck with bib
 - Soft liner
 - Adjustable Strap
 - CE- and BNQ-certified protection

SIZES	SR	\$
	JR	\$

CONTENT	100% Polyester 100% Aramid // Kevlar™
---------	--

COLOR	Black (12)
-------	------------



NG900 900 CUT RESISTANT NECK GUARD

- FEATURES
- ANSI Level 3 Cut Resistant Material
 - Soft two-piece construction
 - Soft liner
 - Stretch strap
 - BNQ-certified protection

SIZES	SR	\$
	JR	\$

CONTENT	100% Polyester 100% Aramid // Kevlar™
---------	--

COLOR	Black (12)
-------	------------



NG600 600 CUT RESISTANT NECK GUARD

- FEATURES
- ANSI Level 4 Cut Resistant Material
 - Arched shape design
 - 1680D Polyester and foam
 - Soft liner
 - Easy strap
 - BNQ-certified protection

SIZES	SR	\$
	JR	\$

CONTENT	100% Polyester 6mm 100% PE 3mm 100% PE
---------	--

COLOR	Black (12)
-------	------------



Polygiene®

NEW

**BLTTKPRO
TACKS PRO CUT PROTECTION LONG
SLEEVE TOP
WITH WRIST AND NECK GUARD**

SIZES SR S - 2XL

BNQ, HECC, CE, UKCA Certifications
ANSI Level 6
Lower back protection D30® Zero back spine
Foam rib and shoulder protector
New neck opening
AER-TEC Ventilation
CCM logo gel application on elbow
Anti-cut designed cuff
Velcro designed to avoid snagging hair
Polygiene® + AER-TEC

LOGO Silicone

CONTENT

Main fabric: 86% polyester, 14% spandex
Mesh: 93% polyester, 7% spandex
Neck anti-cut: 55% UHMPWE, 20% polyester, 25% spandex
Cuff anti-cut: 60% UHMPWE, 30% polyester, 10 % spandex

COLOR Black (12)



Polygiene®

NEW

**BLTTK
TACKS CUT PROTECTION
LONG SLEEVE TOP
WITH WRIST AND NECK GUARD**

SIZES SR S - 2XL
JR S - XL
YT S/M - L/XL

BNQ, HECC, CE, UKCA Certifications
SR: ANSI Level 6
JR: A6 collar, A3 wrist
YT: ANSI Level 3

New neck opening
Anti-cut designed cuff
Ventilated back
Velcro designed to avoid snagging hair

LOGO Silicone

CONTENT

Main fabric: 86% polyester, 14% spandex
Mesh: 93% polyester, 7% spandex
A6 Neck anti-cut: 55% UHMPWE, 20% polyester, 25% spandex
A6 Cuff anti-cut: 60% UHMPWE, 30% polyester, 10 % spandex
A3 Neck anti-cut: 55% UHMPWE, 20% polyester, 25% spandex
A3 Cuff anti-cut: 60% UHMPWE, 30% polyester, 10 % spandex

COLOR Black (12)



YOUTH

NEW

**BLTFTW26
FTW CUT PROTECTION
LONG SLEEVE TOP
WITH WRIST AND NECK GUARD**

SIZES SR S - 2XL
JR S - XL
YT S/M - L/XL

BNQ, HECC, CE, UKCA Certifications
SR: ANSI Level 6
JR: A6 collar, A3 wrist
YT: ANSI Level 3
New neck opening
Anti-cut designed cuff
Ventilated back
Velcro designed to avoid snagging hair
YT only feature: green colored sleeves

LOGO Silicone

CONTENT

Main fabric: 86% polyester, 14% spandex
Mesh: 93% polyester, 7% spandex
A6 Neck anti-cut: 55% UHMPWE, 20% polyester, 25% spandex
A6 Cuff anti-cut: 60% UHMPWE, 30% polyester, 10 % spandex
A3 Neck anti-cut: 55% UHMPWE, 20% polyester, 25% spandex
A3 Cuff anti-cut: 60% UHMPWE, 30% polyester, 10 % spandex

COLOR Black (12)



YOUTH

NEW

**BLTCCM26
CCM LONG SLEEVE TOP
WITH NECK GUARD**

SIZES SR S - 2XL
JR S - XL
YT S/M - L/XL

BNQ, HECC, CE, UKCA Certifications
ANSI Level 3
New soft & comfortable polyester
Comfortable neck protection
Athletic fit
Velcro designed to avoid snagging hair

LOGO Silicone

CONTENT

88% Polyester, 12% Spandex
A3 Neck anti-cut:
55% UHMPWE, 20% polyester, 25% spandex

COLOR

Black/Printed design Grey
Black/ Printed design red



NEW

**BLPTKPRO
TACKS PRO CUT PROTECTION
BASE LAYER PANT WITH JOCK**

SIZES	SR	S - 2XL
	JR	S - XL
	YT	S/M - L/XL

SR: ANSI Level 6 to protect inside thighs and back of leg
 JR - YT: ANSI Level 3
 Integrated new CCM Jock
 Polygiene®
 AER-TEC Ventilation
 New belt construction
 TACKS hoop and loops tabs
 Short inseam to reduce bunching in the pant 27 inches (SR only)
 Gel application in front of the leg



Polygiene®

LOGO	Silicone
CONTENT	86% polyester, 14% spandex Mesh: 90% polyester, 10% spandex A6 Anti-cut: 60% UHMWPE, 30% polyester, 10 % spandex A3 Anti-cut: 60% UHMWPE, 30% polyester, 10 % spandex
COLOR	Black (12)



NEW

**BLPFTW26
FTW CUT PROTECTION BASE LAYER
PANT WITH JILL**

SIZES	SR	S - 2XL
	JR	S - XL
	YT	S/M - L/XL

SR: ANSI Level 6 to protect inside thighs and back of leg
 JR - YT: ANSI Level 3
 Integrated new CCM Jill
 New waistband protection
 AER-TEC Ventilation
 TACKS hoop and loops tabs
 Short inseam to reduce bunching in the pant 24 inches (SR only)
 Gel application in front of the leg
 Polygiene®



Polygiene®

LOGO	Silicone
CONTENT	86% POLYESTER, 14% SPANDEX Mesh: 90% polyester, 10% spandex A6 Anti-cut: 60% UHMWPE, 30% polyester, 10 % spandex A3 Anti-cut: 60% UHMWPE, 30% polyester, 10 % spandex
COLOR	Black (12)



NEW

**BLPCCM26
CCM BASE LAYER PANT**

SIZES	SR	S - 2XL
	JR	S - XL
	YT	S/M - L/XL

Integrated new CCM Jock
 New soft & comfortable polyester

LOGO	Silicone
CONTENT	88% polyester, 12% spandex
COLOR	Black (12)



NEW
BLTGTPRO
TACKS PRO GOALIE PROTECTION
LONG SLEEVE TOP

CE, UKCA Certifications
 ANSI Level 6 cut protection on wrists
 New D30 Diablo on AC Joint & Clavicle
 Foam padding on ribs and biceps
 Fully meshed back
 Anti-cut designed cuff
 Better range of motion with self conforming foams
 Athletic fit

	SIZES	AD	S - 2XL
LOGO	Silicone		
CONTENT	Main fabric: 86% polyester, 14% spandex Mesh: 93% polyester, 7% spandex Cuff anti-cut: 60% UHMWPE, 30% polyester, 10 % spandex		
COLOR	Black (12)		



TLSCP5B
CUT PROTECTION BASELAYER LONG
SLEEVE TOP
WITH WRIST PROTECTION

ANSI Level 6 Cut protection at the wrists
 Silicone grip at forearm
 Moisture wicking fabric
 Odor resistant
 Performance fit - Fitted arms and chest, relaxed torso



	SIZES	AD	S - 2XL
		YT	S - XL
LOGO	Front: Embroidery Back: Silicone gel		
CONTENT	86% Polyester, 14% Spandex Mesh: 90% Polyester / 10% Spandex Anti cut: 66% (UHMWPE + SSW) + 32% Polyester + 2% Spandex		
COLOR	Black (12)		



TLS3BA
PERFORMANCE
LONG SLEEVE TOP

Absorb
 Evaporate
 Regulate body heat
 4-way stretch with strategic venting zones
 Polygiene®
 AER-TEC



	SIZES	AD	S - 2XL
		YT	XS - XL
LOGO	Heat-transfer		
CONTENT	86% Polyester 14% Spandex 186g/m² + 90% Polyester 10% Spandex mesh 120g/m², moisture wicking and anti-odor with POLYGIENE®		
COLOR	Black (12)		



TSS3BA
PERFORMANCE
SHORT SLEEVE TOP

Absorb
 Evaporate
 Regulate body heat
 4-way stretch with strategic venting zones



	SIZES	AD	S - 2XL
LOGO	Heat transfer		
CONTENT	86% Polyester 14% Spandex 186g/m² + 90% Polyester 10% Spandex mesh 120g/m², moisture wicking and anti-odor with POLYGIENE®		
COLOR	Black (12)		



**PCM3BM
PERFORMANCE
PANT**

Absorb
Evaporate
Regulate body heat
4-way stretch with strategic venting zones
Polygiene®
AER-TEC



	SIZES	
	AD	S - 2XL
LOGO	Heat-transfer	
CONTENT	86% Polyester 14% Spandex 186g/m ² + 90% Polyester 10% Spandex mesh 120g/m ² , moisture wicking and anti-odor with Polygiene®	
COLOR	Black [12]	



**PCP5BA
CUT PROTECTION BASE LAYER
PANT WITH GEL/JOCK/HOOK
& LOOP FASTENER TABS**

ANSI Level 6 Cut protection from heel to mid-calf
Integrated Jock or Jill (cup included)
Silicone at the shins
Moisture wicking fabric
Odor resistant



	SIZES	
	AD	S - 2XL
LOGO	Front: Embroidery	
CONTENT	86% Polyester, 14% Spandex Mesh: 90% Polyester / 10% Spandex Anti cut: 66% (UHMWPE + SSW) + 32% Polyester + 2% Spandex	
COLOR	Black [12]	



**SCJ2BA
SHORT WITH
JOCK/TABS**

Anatomical fit
Breathable mesh
Locker room hook
Odor resistant
Writable name/ Number heat transfer label

	SIZES	
	AD	S - XL
LOGO	Heat-transfer	
CONTENT	85% Polyester / 15% Spandex	
COLOR	Black [12]	



**SNC2BMESH
NON-COMPRESSION MESH SHORT
WITH JOCK/TABS**

Athletic fit
Breathable mesh

	SIZES	
	AD	S - 2XL
CONTENT	100% Polyester	
COLOR	Black [12]	



TLSCP5BW
CUT PROTECTION BASELAYER LONG SLEEVE TOP WITH WRIST GUARD

ANSI Level 6 Cut protection at the wrists
 Silicone grip at forearm
 Moisture wicking fabric
 Odor Resistant
 Performance fit - Fitted arms and chest, relaxed torso



	SIZES	AD	XS - XL
LOGO	Front: Embroidery Back: Silicone gel		
CONTENT	86% Polyester, 14% Spandex Mesh: 90% Polyester / 10% Spandex Anti cut: 66% (UHMWPE+SSW) + 32% Polyester + 2% Spandex		
COLOR	Black (12)		



TLS3BB
PERFORMANCE LONG SLEEVE TOP

Absorb
 Evaporate
 Regulate body heat
 4-way stretch with strategic venting zones
 Polygiene®
 AER-TEC



	SIZES	AD	XS - XL
LOGO	Heat transfer		
CONTENT	86% Polyester 14% Spandex 186g/m² + 90% Polyester 10% Spandex mesh 120g/m², moisture wicking and anti-odor with POLYGIENE®		
COLOR	Black (12)		



PCP5BWA
CUT PROTECTION BASELAYER PANT WITH GEL/JILL/HOOK & LOOP FASTENER TABS

ANSI Level 6 cut protection from heel to mid-calf
 Integrated Jock or Jill (cup included)
 Silicone at the shins
 Moisture wicking fabric
 Odor resistant

	SIZES	AD	XS - XL
LOGO	Front: Embroidery		
CONTENT	86% Polyester, 14% Spandex Mesh: 90% Polyester / 10% Spandex Anti cut: 66% (UHMWPE+SSW) + 32% Polyester + 2% Spandex		
COLOR	Black (12)		



PCM3BW
PERFORMANCE PANT

Absorb
 Evaporate
 Regulate body heat
 4-way stretch with strategic venting zones
 Polygiene®
 AER-TEC



	SIZES	AD	XS - XL
LOGO	Heat transfer		
CONTENT	86% Polyester 14% Spandex 186g/m² + 90% Polyester 10% Spandex mesh 120g/m², moisture wicking and anti-odor with POLYGIENE®		
COLOR	Black (12)		



**SCL2BA
SHORT
WITH JILL/TABS**

- Breathable mesh
- Locker room hook
- Odor resistant
- Includes pelvic protector
- Writable name/ number heat transfer label

	SIZES	AD	XS - XL
LOGO	Heat transfer		
CONTENT	85% Polyester / 15% Spandex		
COLOR	Black (12)		



**SNC2BLMESH
NON-COMPRESSION MESH SHORT
WITH JILL/TABS**

- Anatomical fit
- Breathable mesh
- Includes pelvic protector
- Writable name/ number heat transfer label

	SIZES	AD	XS - XL
CONTENT	100% Polyester		
COLOR	Black (12)		



5000 PRACTICE SERIES

THE QUICKLITE 5000 PRACTICE SERIES IS THE PERFECT GO-TO JERSEY FOR PLAYERS OF ANY AGE. AVAILABLE IN MANY COLORS, THE SIMPLE DESIGN MAKES IT EASY TO EMBELLISH WITHOUT COMPROMISING COLORFASTNESS AND QUALITY.

- HIGH PERFORMANCE, BREATHABLE FABRIC
- OPTIMAL COLOR FASTNESS & SNAG RESISTANCE



COLOR OPTIONS



5000 PRACTICE JERSEY

SIZES	SR	S, M, L, XL, 2XL, INTG, SRG	\$
	JR	XS, S/M, L/XL, G	\$

FEATURES
 V-neck collar keeps its shape after wash and wear
 Consistent fit through all styles
 Woven neck tape & size label
 Embroidered CCM

FABRIC
 100% Polyester, 135gsm
 QLT knit

FEEL COOLER PLAY SMARTER

7000 PRACTICE SERIES

AER-TEC THERMOREGULATION

ENGINEERED WITH CCM'S INNOVATIVE AER-TEC THERMOREGULATION SYSTEM, THE QUICKLITE 7000 PRACTICE SERIES JERSEY HAS BEEN DESIGNED TO MAXIMIZE THE SCIENTIFICALLY PROVEN BENEFITS OF THERMOREGULATION. PREMIUM FABRICS AND KEY VENTILATION INSERTS KEEP YOU FEELING COOL AND COLLECTED, SO YOU CAN FOCUS ON WHAT REALLY MATTERS. EASY TO EMBELLISH AND COMES IN AN EXTENSIVE NUMBER OF COLORS.

- HIGH PERFORMANCE, BREATHABLE FABRIC
- MESH INSERTS IN KEY HOT SPOTS FOR HIGHER VENTILATION
- ERGONOMIC ARM
- MOISTURE WICKING
- OPTIMAL & COLORFASTNESS
SNAG RESISTANCE



QUICKLITE PRACTICE

COLOR OPTIONS



01 - WHITE



20 - SUNFLOWER



04 - ORANGE



05 - RED



11 - KELLY GREEN



13 - DARK GREEN



10 - SKY BLUE



08 - ROYAL



09 - NAVY



78 - MYSTIC GREY



12 - BLACK

7000 7000 PRACTICE JERSEY



SIZES	SR	S, M, L, XL, 2XL, INTG, SRG	\$
	JR	XS, S/M, L/XL, G	\$

FEATURES

- Next generation stretch collar for added comfort
- AER-TEC
- Consistent fit through all styles
- Woven neck tape & size label
- Embroidered CCM (front and back)

FABRIC

- 100% Polyester, 165gsm
- Mid-weight QLT knit



SX7000 PRACTICE SOCK

SR 30" \$
INT 27" \$
JR 24" \$
YT 22" \$



FABRIC 100% Polyester, 195gsm
High performance, breathable QLT knit

- FEATURES**
- AER-TECH
 - Two hook and loop fasteners keep sock in place
 - Interlock inserts for better stretch, comfort and mobility
 - Interlock ankle holds pads, enhances fit and maintains shape
 - CCM embroidered logo

- COLOR OPTIONS**
- | | |
|---------------|------------------|
| 01 - WHITE | 11 - KELLY GREEN |
| 04 - ORANGE | 12 - BLACK |
| 05 - RED | 13 - DARK GREEN |
| 08 - ROYAL | 20 - SUNFLOWER |
| 09 - NAVY | 78 - MYSTIC GREY |
| 10 - SKY BLUE | |



SX5000 TUBE SOCK

SR 30" \$
INT 27" \$
JR 24" \$
YT 22" \$

FABRIC 100% Polyester, 200gsm

- FEATURES**
- Two hook and loop fasteners keep sock in place
 - High performance fabric
 - Resistant to snags
 - CCM embroidered logo

- COLOR OPTIONS**
- | | |
|------------|------------------|
| 01 - WHITE | 12 - BLACK |
| 05 - RED | 20 - SUNFLOWER |
| 08 - ROYAL | 78 - MYSTIC GREY |
| 09 - NAVY | |



S100P KNIT PRACTICE SOCK

SR 28" \$
INT 24" \$
JR 20" \$
YT 18" \$

FABRIC 100% Polyester

- FEATURES**
- Elasticized ankle holds pads and enhances fit
 - CCM woven sizing label

SOCK COLOR REFERENCES





BACK



INSIDE

NEW
BJTSUFF
TRAVEL
DUFFLE BAG

SIZES 22" X 11" X 10" \$

FEATURES

- Easily fits on carry-on strap
- Adjustable shoulder strap with cushioning
- Padded laptop compartment
- Smart inside compartments
- Two top handles
- Main zipper YKK
- CCM key chain included

CONTENT 100% polyester with PU backing

COLOR Black (12)



BACK



INSIDE

NEW
BJTSBP
TRAVEL
BACKPACK

SIZES 20" X 12" X 8" \$

FEATURES

- Easily fits on luggage handle
- Hidden passport compartment
- Laptop and smart inside compartments
- Molded back panel with CCM embellishment
- Waterbottle pocket
- CCM key chain included
- Side and top handles for easy carry
- Easy to embellish

CONTENT 100% polyester with PU backing

COLOR Black (12)



FRONT



BACK



INSIDE

NEW
BJTSO
CARRY-ON
LUGGAGE

SIZES 20" X 14" X 9" \$

FEATURES

- Fits all airlines carry-on size requirements
- 2x heavy duty all terrain wheels
- Red telescopic handle with white CCM logo engraved
- 3-level locking aluminium trolley handle
- 3 organizer pockets and one main compartment
- Padded side and top handles
- Molded CCM logo on the back
- Easy to embellish front panel
- Main zipper YKK
- CCM key chain included

CONTENT 100% polyester with PU backing

COLOR Black (12)



BLACK/
WHITE



NAVY/WHITE



BLACK/RED

BGPRO42 PRO CARRY GOALIE BAG

SIZES 42" L X 23" H X 23" W \$
(VOLUME: 16,800 INCH³)

MATERIALS Heavy duty water-resistant tarpaulin.

ACCESSORIES Internal zippered mesh accessory pocket. / Player ID pocket

EXTERIOR Both side panels blank so you can proudly display your team logo.

COLORS Black/White, Navy/White, Black/Red

HANDLES Reinforced webbed side and end carry handles.



BLACK



NAVY



RED

BGCORE42 PRO CORE GOALIE BAG

SIZES 42" L X 23" H X 23" W \$
(VOLUME: 16,800 INCH³)

MATERIALS Pro-quality 600D Polyester construction.

HANDLES Reinforced webbed carrying handles at each end.

COMPARTMENTS 2 large internal accessory pockets.

ACCESSORIES Player ID pocket

EXTERIOR One removable side panel so you can proudly display your team logo.

COLORS Black, Navy, Red



BLACK



NAVY

B54032 / B54037 CARRY PLAYER BAG

SIZES 32" - 32" X 16" X 14" \$
(115L)
37" - 37" X 18" X 16" \$
(175L)

FEATURES

- Removable skates/helmet dividers
- Fast pocket for personal items
- Outside "wet" side pocket with mesh ventilation
- Inside Accessories pockets
- ID pocket
- Side mesh paneling
- Main Zipper YKK
- U Shape opening

LOGO REFLECTIVE
Reflective piping

CONTENT High density 600D 100% Polyester with PVC coating
Contrast lining grey
210D Polyester 100% Polyester

COLOR Black [12] Navy [09]



BLACK



BAG COMES WITH
A MESH BAG



NAVY

B51024 / B51032 / B51037 CARRY PLAYER BAG

SIZES 24" - 24" X 12" X 13.5" \$
(65L)
32" - 32" X 16" X 14" \$
(115L)
37" - 37" X 18" X 16" \$
(175L)

FEATURES

- Side mesh paneling
- Skate pockets
- Laundry loop
- ID pocket
- Main Zipper YKK
- Extra mesh bag

LOGO CCM WHITE
Reflective piping

CONTENT High density 600D 100% Polyester with PVC coating
Contrast lining grey
210D Polyester 100% Polyester

COLOR Black [12] Navy [09]



BLACK/
WHITE



NAVY/WHITE



BLACK/RED

BTPRO32 / BTPRO30 PRO TEAM BAG

SIZES 32" L X 20" H X 15" W (VOLUME: 9,600 INCH³) \$
30" L X 18" H X 15" W (VOLUME: 8,100 INCH³) \$

MATERIALS	Pro heavy-duty water-resistant tarpaulin.	ACCESSORIES	Internal mesh accessory pocket with zipper / Player ID pocket
EXTERIOR	Both side panels blank so you can proudly display your team logo.	COLORS	Black/White, Navy/White, Black/Red
HANDLES	Reinforced webbed side and end handles.		



BSPPRO24 TEAM SPORT BAG

SIZES 24" L X 14" H X 14" W (VOLUME: 4,704 INCH³) \$

MATERIALS	Pro heavy-duty water-resistant tarpaulin.	HANDLES	Reinforced webbed straps with adjustable and removable shoulder strap.
COMPARTMENTS	Oversized end pockets.	ACCESSORIES	Player ID pocket
EXTERIOR	Back panel blank so you can proudly display your team logo.	COLORS	Black



BDF32A TRAVEL DUFFLE BAG

SIZES 21.5" L X 12" H X 11" W (VOLUME: 45 L) \$

MATERIALS	900D Polyester/PU construction	COLORS	Black
COMPARTMENTS	Inside compartments and accessory pockets. Includes a toiletry bag. Fits as a carry on.		
HANDLES	Easily fixed on a luggage handle, adjustable and removable crossbody strap with branded padding and a comfortable round handle. It can be used as a handbag, shoulder bag and crossbody bag.		



BSPORT SPORT BAG

SIZES 24" L X 13" H X 12" W (VOLUME: 3,744 INCH³) \$

MATERIALS	600D Polyester construction.	ACCESSORIES	Player ID pocket
COMPARTMENTS	One main compartment + oversized end pockets.	COLORS	Black
HANDLES	Webbed handle with padded Uni-Grip + removable and adjustable shoulder strap.		



BPREMBP PREMIUM BACKPACK

SIZES 13" W X 19" H X 6.5" D

MATERIALS	Premium tarpaulin & 840D ripstop polyester construction.	EXTERIOR	Large front panel blank so you can proudly display your team logo.
COMPARTMENTS	Spacious main compartment + padded side laptop pocket + accessory pocket.	ACCESSORIES	Padded straps and back.
ACCESSORIES	Internal mesh accessory pocket with zipper + two side water bottle pockets	COLORS	Black



BTMBP18 TEAM BACKPACK

SIZES 12" W X 19" H X 7.5" D

MATERIALS	600D ripstop polyester construction.	HANDLE	Padded straps and back.
COMPARTMENTS	Spacious main compartment + accessory pockets.	LOGO	Front panel blank so you can proudly display your team logo.
INTERIOR	Padded laptop sleeve.	COLORS	Black



BSHOWR SHOWER BAG

SIZES 10.75" L X 4.5" H X 5" W \$

MATERIALS	Pro heavy-duty water-resistant tarpaulin.	COLOR	Black
COMPARTMENTS	Mesh pocket inside.		



BPUCKD DELUXE PUCK BAG

SIZES 11" L X 13" H X 9" W

MATERIALS	1680D polyester construction with foam-insulated liner.	HANDLES	Adjustable & removable strap with non-slip foam pad.
COMPARTMENTS	Holds approximately 60 pucks.	COLORS	Black



BPUCK10 PUCK BAG

SIZES 10" L X 10" H X 10" W

MATERIALS 600D polyester construction.

HANDLES Adjustable & removable shoulder strap with non-slip pad.

COMPARTMENTS Wide zipper opening.

COLORS Black



BSTICKA STICK BAG

SIZES 74" L X 14.5" H

MATERIALS Heavy-duty polyester.

HANDLES Easy-to-carry strap.

COMPARTMENTS Holds 2 sticks.

COLORS Black



BTMSTW TEAM WHEELED STICK BAG

SIZES 77" L X 10" H X 15" W

MATERIALS Heavy-duty water-resistant tarpaulin.

HANDLES Easy-to-carry strap.

WHEELS All-terrain wheels.

COLORS Black

COMPARTMENTS Holds 70+ player sticks.





SOSKGRD PREMIUM SKATE GUARDS

FEATURES

Inner molded eva foam and impregnated liner to hold blade safely and securely in place and prevent excess water building / rusting. Durable elastic band for universal fit.

SIZES SR S, M, L \$

LOGO Screen print pvc free logo

CONTENT 100% coated Nylon
Insulation : Eva Foam
Trimming not included

COLOR Black [12]



SOPLSOAK PREMIUM SOAKERS

FEATURES

Reinforced liner and outer polypropylene web band for blade protection. Inner terry liner to absorb excess water. Durable elastic band for universal fit.

SIZES SR S, M, L \$

LOGO Screen print pvc free logo

CONTENT 100% coated Nylon
Insulation : Eva Foam
Polypropylen

COLOR Black [12], Red [05], Royal [09]



BACK



AT5BATH BATH TOWEL

FEATURES

- "88" Player number tab name
- French Terry

SIZES 60" X 28" \$

LOGO CCM logo Jaquard

CONTENT 100% cotton

COLOR Black [12]



AT5SKATE SKATE TOWEL

FEATURES

- "88" Player number tab name
- French Terry

SIZES 23" X 14" \$

LOGO CCM white embroidery

CONTENT 100% cotton

COLOR Black [12]



NEW
SSFLTK
TACKS KNEE
HOCKEY SOCKS

- FEATURES
- ANSI Level 6 Cut Protection
 - Cushioned heel & toes
 - Jacquard lace bite protector integrated

SIZES	JR	S/P	US 2-4 / EU 33-35	\$
	SR	M/M	US 5-7 / EU 36-40	\$
	SR	L/G	US 8-10 / EU 41-44	\$
	SR	XL/TG	US 11-13 / EU 45-48	\$

CONTENT 37% Nylon, 36% Cotton, 9% Polyester, 8% Defin, 8% Rubber, 2% Spandex

COLOR Grey (14)



NEW
SSSLTK
TACKS MID CALF
HOCKEY SOCKS

- FEATURES
- ANSI Level 6 Cut Protection
 - Cushioned heel & toes
 - Jacquard lace bite protector integrated

SIZES	JR	S/P	US 2-4 / EU 33-35	\$
	SR	M/M	US 5-7 / EU 36-40	\$
	SR	L/G	US 8-10 / EU 41-44	\$
	SR	XL/TG	US 11-13 / EU 45-48	\$

CONTENT 56% Nylon, 17% Polyester, 12% Cotton, 7% Rubber, 6% Olefin, 2% Spandex

COLOR Grey (14)



SSLINERK
LINER KNEE SOCK

- FEATURES
- Seamless at toes
 - Light compression
 - Fully fashioned seam at cuff & tarik
 - Jacquard CCM logo under the cuff
 - Antimicrobial
 - Antifungal
 - Soft feel
 - Sweat wicking

SIZES	SR	OSFA	\$
	JR	OSFA	\$

LOGO Jacquard logo

CONTENT 67% Rayon, 16% Nylon, 14% Rubber, 3% Spandex

COLOR Black (12) / White (01)
 Black (12) / Black (12)
 Black (12) / Red (05)



SSBAMBK
BAMBOO KNEE SOCK

- FEATURES
- Seamless at toes
 - Cushioning for extra comfort (Light density)
 - Light weight sock
 - Sweat wicking
 - Light compression
 - Mesh at the back of the socks
 - Antimicrobial

SIZES	S/P	US 2-4 / EU 33-35	\$
	M/M	US 5-7 EU 37-40	\$
	L/G	US 8-10/ EU 41-44	\$
	XL/TG	US 11-13/ EU 45-47	\$

LOGO Jacquard logo

CONTENT 76% Rayon, 18% Polyester, 3% Nylon, 3% Spandex

COLOR Black (12)
 White (01)
 Red (05)

BLACK/
BLACK

BLACK/
RED

BLACK/
WHITE

BLACK

RED

WHITE



SSPTCMPK COMPRESSION KNEE SOCK

- FEATURES
- Fully fashion seam at the cuff & heel
 - Arch support
 - High compression
 - Heel support
 - Calf support
 - High compression at the top of the foot
 - Sweat wicking
 - Water resistant
 - 3D knitting
 - Made to stay up
 - Left & right indications

SIZES	S/P	US 2-4 / EU 33-35	\$
	M/M	US 5-7 / EU 37-40	\$
	L/G	US 8-10 / EU 41-44	\$
	XL/TG	US 11-13 / EU 45-47	\$

LOGO Jacquard CCM logo at the cuff

CONTENT 78% Nylon, 12% Rubber
5% Polyester, 5% Spandex

COLOR Black (12) / Red (05)



SSPLCMPK COMPRESSION KNEE SOCK

- FEATURES
- Fully fashion seam at the cuff & tarik
 - Arch support
 - Medium compression
 - Calf support
 - Moisture wicking
 - Resistant
 - Made to stay up
 - 3D knitting

SIZES	S/P	US 2-4 / EU 33-35	\$
	M/M	US 5-7 / EU 37-40	\$
	L/G	US 8-10 / EU 41-44	\$
	XL/TG	US 11-13 / EU 45-47	\$

LOGO Jacquard CCM logo at the cuff

CONTENT 70% Nylon, 15% Rubber
10% Polyester, 5% Spandex

COLOR Black (12) / Grey Red (05)



SSPLCT5K CUT PROTECTION KNEE SOCK

- FEATURES
- Over the calf sock, designed to stay up, anti-cut material
 - ANSI ASTM A3
 - 3 areas of high compression: arch support, top of the socks, under the ankle
 - Comfortable
 - Breathable
 - Sweat wicking at the foot
 - Cushion (light density cushioning)
 - Fully fashioned seam at the cuff & tarik

SIZES	S/P	US 2-4 / EU 33-35	\$
	M/M	US 5-7 / EU 37-40	\$
	L/G	US 8-10 / EU 41-44	\$
	XL/TG	US 11-13 / EU 45-47	\$

LOGO Jacquard CCM logo at the cuff

CONTENT 50% Dynema UHMWPE + SSW
+ 35% Nylon
10% Polyester 5% Spandex

COLOR Silver/ Black



NEW
STGRP26
STICK GRIPS

- FEATURES
- Great grip and feel
 - Fits all hockey sticks
 - Improves grip during stickhandling
 - Designed for superior control and slip-resistant touch
 - 20 session usage per roll

SIZES 1400mm L X 250mm W \$

CONTENT PU Grip

COLOR Black (12), Red (05), Navy (09), White (01)



SS3756
SHOWER SANDAL

BODY Made from lightweight EVA foam in the soles for unparalleled comfort, this quick-dry shower sandal was designed to wear in the locker room.

LOGO Printed CCM logo

SIZES AD S (7), M (9), L (11), XL (13) \$

CONTENT Upper 100% Polyester / Sole VA foam

OTHER MOQ 6 units (same sizes / color)

COLOR Black (12)



ACLOOP
LAUNDRY BELT

SALES LOT * 50 PER PACK



EB6425
TEAM
DRY BAG

SIZES OSFA \$

FEATURE

- A stylish drawstring bag ideal to store your belongings and stay trendy.
- Just add your team logo

CONTENT 100% PU

COLOR Black (12)



ACBOARD COACHING BOARD

SIZES 350mm X 250mm \$

FEATURES Full ice on one side and half ice on the other side.
Metal clip with pen

BACK

FRONT



NEW
**ACBOTTLE26
WATER BOTTLE**

SIZES SR OSFA \$

FEATURES Squeeze bottle
Silicone straw included
BPA free

CONTENT 100% polypropylene

COLOR Black [12]

LNWLACE NON WAXED LACES MOLDED TIP

SIZES 72", 84", 96", 108", 120", 130" \$

• NON-WAXED, WIDE, MOLDED-TIP LACES		CONTENT	100% Polyester
YOUTH 3	72" - 182 CM	COLORS	01/12 - White / Black
JUNIOR 3	72" - 182 CM		12/01 - Black/ White
JUNIOR 3,5 - 5,5	84" - 213 CM		02/12 - Yellow / Black
SENIOR 5,5 - 7	96" - 244 CM		
SENIOR 7 - 9	108" - 274 CM		
SENIOR 9 - 11	120" - 305 CM		
SENIOR 11 - 13	130" - 330 CM		

LREPLACE MOLDED "REFEREE" LACES

SIZES 84", 96", 108", 120" \$

• NON-WAXED, WIDE, MOLDED-TIP LACES		CONTENT	100% Polyester
JUNIOR 3,5 - 5,5	84" - 213 CM	COLORS	01 White
SENIOR 5,5 - 7	96" - 244 CM		
SENIOR 7 - 9	108" - 274 CM		
SENIOR 9 - 11	120" - 305 CM		

LWLACE WAXED MOLDED TIP LACES

SIZES 72", 84", 96", 108", 120", 130" \$

• WAXED, WIDE, MOLDED-TIP LACES		CONTENT	100% Polyester
YOUTH 3	72" - 182 CM	COLORS	01/12 - White / Black
JUNIOR 3	72" - 182 CM		12/01 - Black/ White
JUNIOR 3,5 - 5,5	84" - 213 CM		02/12 - Yellow / Black
SENIOR 5,5 - 7	96" - 244 CM		
SENIOR 7 - 9	108" - 274 CM		
SENIOR 9 - 11	120" - 305 CM		
SENIOR 11 - 13	130" - 330 CM		





CCM